


KL-0173-460 K

Rethreading Tool Kit M50 - M120x1.5



THREAD RESET®



GEDORE Automotive GmbH

Breslauer Straße 41
78166 - Donaueschingen
Postfach 1329
78154 Donaueschingen - GERMANY
☎ +49 (0) 771 / 8 32 23-0
✉ +49 (0) 771 / 8 32 23-90
✉ info.gam@gedore.com



www.gedore-automotive.com



07/2024

KL-0173-460K (EN240701).indd

Product description


KL-0173-460 K - Rethrading tool kit M50 - M120x1.5 for right-hand and left-hand thread

Universally fits all M50 - M120x1.5 right-hand and left-hand threads, for example on commercial vehicles, buses, construction machinery, agricultural machinery, trailers, and semi-trailers.

This special infinitely variable rethreading tool enables fast and cost-saving reforming of damaged threads on wheel studs and wheel bolts, directly on the vehicle. Time-consuming and costly axle replacements, for example as a consequence of a defective axle thread can thus be avoided.

In this process, the thread is formed back to its original geometry by rolling (forming, pressing, shaping), without cutting. As a result, the strength of the thread is fully retained, and, in addition, the surface is compacted again. Unlike thread cutting or filing, no material is removed and the thread maintains the dynamic load capacity which is up to 2 times higher, even after the repair.

Additional thread rolling sets, which are available as accessories, make this thread forming tool to be one of the most universal on the market.



Scope of supply / single parts overview

Item	Part no.	Description	Qty.
A	KL-0173-4602	Set of thread rollers for P=1.5	1
B	KL-0173-4603	Set of thread rollers for P=1.5 LH	1
C	42 4	Hexagon L key, 4mm	1
D	42 10	Hexagon L key, 10mm	1
E	KL-0173-4600	Thread repair basic tool	1

Storage system: Plastic case - KL-0173-4609

Specifications

Thread diameter (from/to): M50 - M120
 Thread pitch: 1.5mm
 Thread: right/left rising
 Overall length: 255mm

Recommended accessories


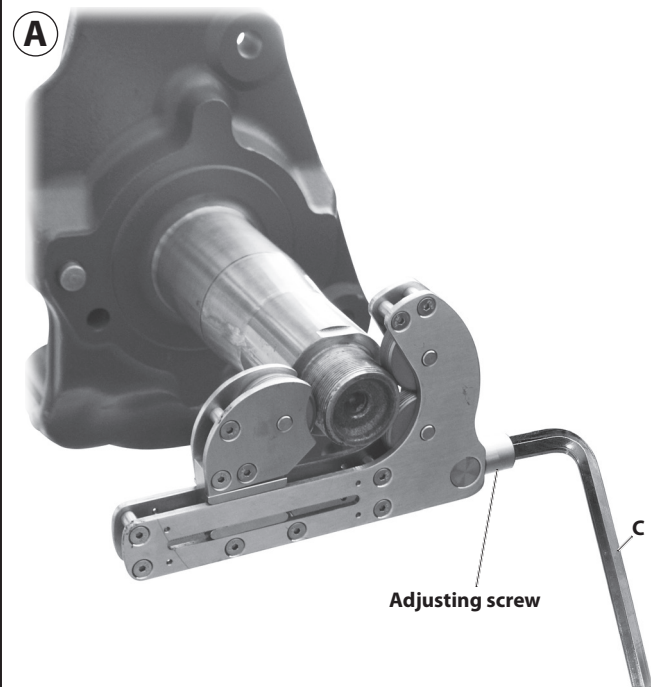
KL-0173-4601 - Set of thread rollers for 1mm pitch

KL-0173-4604 - Set of thread rollers for 2mm pitch

SAFETY INSTRUCTIONS AND REGULATIONS

- Read and understand this product information **before using** the special tool, as it serves to familiarise you with the special tool and thus ensures **safe use**!
- Use the special tool **as intended** and **always** carry out maintenance and repair work in compliance with the regulations on occupational safety and accident prevention as well as the vehicle manufacturer's instructions!
- Before each use**, check the special tool **carefully** for damage, loose parts, or unauthorised modifications. **Never** use it if you notice any such deficiencies!
- Always** wear your personal protective equipment, e.g. safety goggles, protective gloves, safety shoes, if necessary!
- Interrupt your work **immediately** if you are unsure about using the special tool, and contact **GEDORE Automotive GmbH** if necessary!
- Dispose of the special tool and its packaging material in an environmentally compatible way in accordance with the legal requirements. If necessary, ask your local authorities or **GEDORE Automotive GmbH** about environmentally friendly disposal options!

📷 1: Place the rethreading tool correctly on the thread.



📷 2: Lightly oil the damaged thread and reshape it.



Typical application

This typical application example describes how to reshape a damaged thread.

CAUTION

The thread can be damaged by an incorrect composition of the rethreading tool!

► When changing thread rollers, make sure that all **three** matching thread rollers are always used!

1. Assemble the rethreading tool according to the thread (right-hand or left-hand thread and thread pitch).

If necessary, change the thread rollers [A] or [B] using the offset screwdriver [D].

❗ Further thread roller sets also available as accessories!

CAUTION

There is a risk of damaging the re-threading tool.

► **Always** place the re-threading tool at an undamaged spot of the thread! **📷 1B**

2. Open the rethreading tool so that it can be placed properly to the thread **next to** the damaged area. **📷 1B**

Turn the **set screw** anticlockwise using the offset screwdriver [C]. **📷 1A**

CAUTION

There is a risk of damaging the re-threading tool.

► The rethreading tool can only be closed without force when the tool engages completely into the thread! **📷 1B**

3. Now close the rethreading tool until it engages properly and with soft pressure into the thread.

Turn the **set screw** anticlockwise using the offset screwdriver [C]. **📷 1A**

CAUTION

There is a risk of damaging the re-threading tool.

► If the rethreading tool moves towards an angle, or if it runs very sluggishly, ensure that it has been correctly applied to the thread!

4. First, put some oil on the thread.

To reshape the thread, rotate the rethreading tool over the damaged area on the thread. **📷 2**

❗ Depending on the degree of damage to the thread, repeat this process several times.

GEDORE Automotive GmbH

Breslauer Str. 41
78166 Donaueschingen / GERMANY
Tel: +49 771 83 223 0
Fax: +49 771 83 223 90
www.gedore-automotive.com

GEDORE Headquarter:

GEDORE Werkzeugfabrik GmbH & Co. KG

Remscheider Str. 149
42899 Remscheid / GERMANY
Tel: +49 2191 596 900
Fax: +49 2191 596 999
www.gedore.com

GEDORE International:

GEDORE Torque Solutions GmbH

Bertha-Benz-Straße 12
71665 Vaihingen/Enz
GERMANY
Tel: +49 70 42 94 41 0
Fax: +49 70 42 9441 41
www.gedore-torque-solutions.com

GEDORE France SARL

Parc d'activités des Béthunes – La Mare II 10, avenue du Fief – Bâtiment 12
BP 79144 - Saint-Ouen-L'Aumône / 95074 CERGY PONTOISE CEDEX
FRANCE
Tél: +33 1 34 40 16 60
Fax: +33 1 34 40 16 61
www.gedore.fr

GEDORE Polska Sp. z o.o.

Żwirki i Wigury 56, Mikołów
POLAND
Tel: +48 32 738 40-10
Fax: +48 32 738 40-20
www.gedore.pl

GEDORE Tools South Africa (PTY) Ltd.

103 Qashana Khuzwayo Road, Durban / Kwazulu-Natal
New Germany, 3610
SOUTH AFRICA
Tel: +27 3 17 05 35 87
Fax: +27 3 17 05 47 35
www.gedore.co.za

GEDORE Tool Trading Co., Ltd. Shanghai, China

1/F., Block 2, 1358 Pingan Road
Minhang, Shanghai, China 201109
CHINA
Tel: +86 21 33 88 72-58
Fax: +86 21 33 88 72-59
www.gedore.cn

GEDORE Ibèrica S.L., Spain

c/Arangutxi 12, Poligono Industrial de Júndiz
01015 Vitoria Alava
SPAIN
Tel: +34 945 292 262
Fax: +34 945 292 199
www.gedore.es

GEDORE AUSTRIA GmbH

Gedore-Straße 1
8190 Birkfeld
AUSTRIA
Tel: +43 3174 3636 0
Fax: +43 31 74 36 38 320
www.gedore.at

GEDORE Technag BV, Netherlands

Flemingweg 7
2408 AV Alphen aan Den Rijn
NETHERLANDS
Tel: +31 1 72 42 73 50
Fax: +31 1 72 42 73 60
www.gedore.nl

GEDORE India Pvt. Ltd.

Plot No. 148, Sector-3, IMT Manesar
Gurugram, Haryana-122051
INDIA
Tel: +91 124 4087979
www.gedore.in

Ferramentas GEDORE do Brasil S.A.

Rua Vicentina Maria Fidélis, 275 Bairro Vicentina
São Leopoldo - RS - CEP: 93025-340
BRASIL
Tel: +51 35 89 92 00
Fax: +51 35 89 92 22
www.gedore.com.br

GEDORE UK Ltd.

Marton St, Skipton
North Yorkshire BD23 1TF
UNITED KINGDOM
Tel: +44 17 56 70 67 00
Fax: +44 17 56 79 80 83
www.gedoreuk.com

GEDORE Tools Inc. USA

300 Langner Rd., Suite 250
West Seneca, NY 14224
USA
Tel: +1 843 225 5015
www.gedoretools.com