


PRODUCT CATALOGUE 12V



Content



general notes

04 preface introduction

08 the system

11 installation regulation



lamps

18 rear lamps

51 position lamps

65 side marker lamps

73 number plate lamps

75 number plate pads

76 end outline marker lamps

85 direction indicator

87 fog lamps

91 reversing lamps

97 flood lamps

100 cross bar lamps

100 cable lamps

101 additional brake lights

103 interior lamp




cables

108 main cables

113 various cables

115 cables sold by the meter



connection elements

120 plugs

123 sockets

125 adapters

126 couplings

127 bayonet connectors

128 ASS2 connectors

128 AMP connectors

129 ASS3 connectors



reflectors

132 reflectors



various

136 LCG

140 Smartlink

140 voltage divider

141 signal plates

142 testing sets

143 junction box

143 lamps



connection diagrams/ attachments

146 connection
diagramm DIN/ISO

146 connection
diagramm others

147 approval numbers

148 part numbers overview

Aspöck Systems

Aspöck Systems – we bring light to the road

At Aspöck Systems we have made it our business to design, develop and build the best possible total solutions for Europe's vehicle manufacturers. And here we mean the complete range of vehicles.

Individual systems - Satisfied customers. Since their inception in 1977, Aspöck Systems GmbH has focused on a philosophy that has made it one of today's leading producers of lighting systems for the vehicle industry: developing custom-tailored solutions for each individual customer. This is the flexibility that has become the successful trademark of Aspöck Systems.

Innovative products. We see it as our obligation to make our entire range of cable and light systems compatible with the state-of-the-art, and play a pioneering role in setting new standards. We apply waterproof cables, connection systems and LED lighting to every field of application.

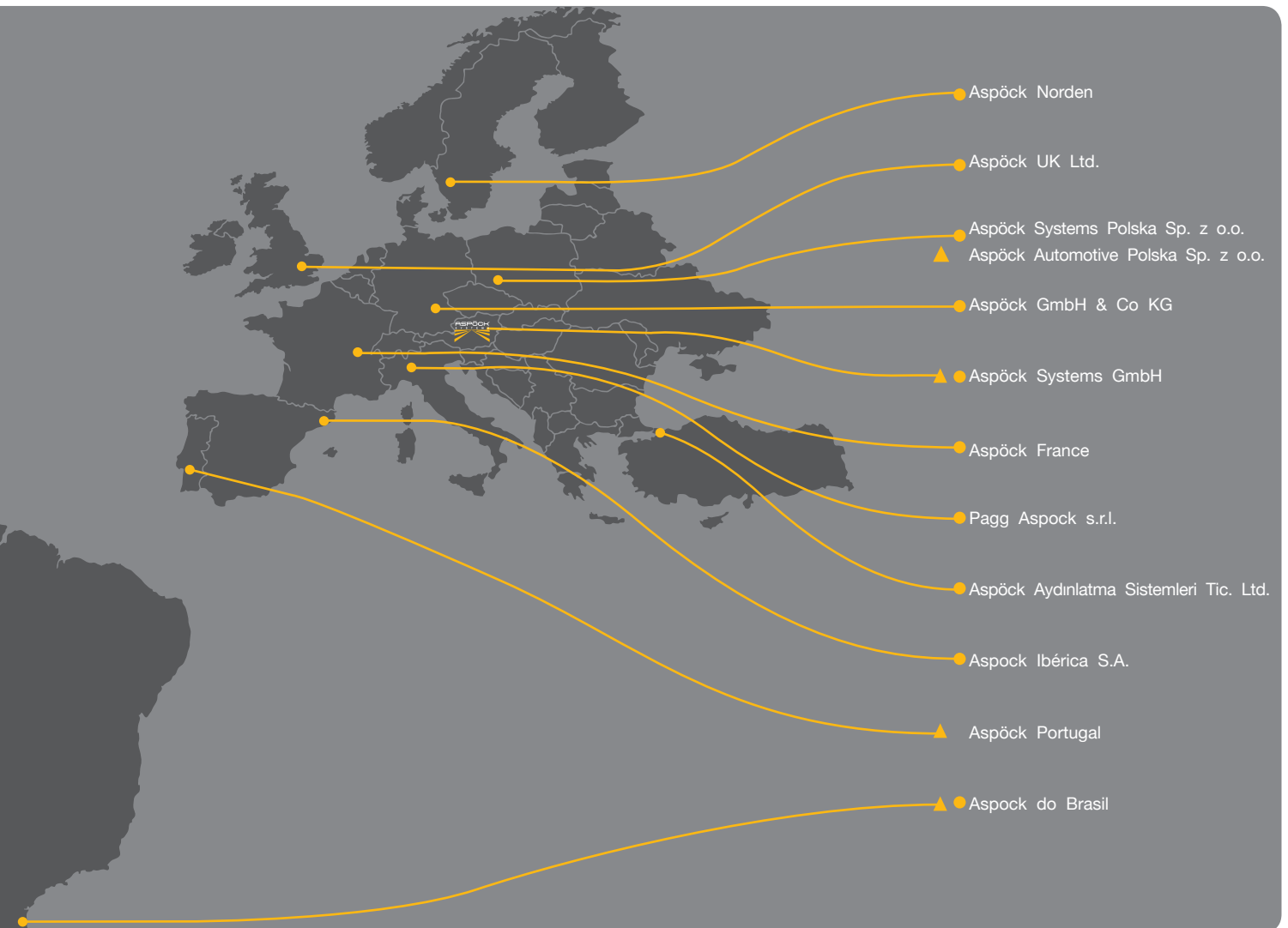
Continuous growth. Our headquarter in Peuerbach, Upper Austria has undergone continuous expansion in the production, storage and management sectors. Every year we invest in new production facilities, testing equipment and development systems to remain at the cutting edge of technology. At the same time we promote the further education and training of our employees, so that they always have the right answer when confronted with difficult questions, such as specific legislation issues.



Aspöck Systems GmbH

Subsidiaries.

A perfectly organised sales and service network throughout Europe guarantees short delivery times and a high degree of technical expertise. Many of the sales and service centres are our own subsidiaries, or those of sales partners.



- Sales
- ▲ Production

Milestones

'77

Aspöck company founded as manufacturer of lighting systems for agricultural vehicles.

'81

First production workshop opens in Peuerbach

'82

First Aspöck connector system developed;

new customers: car trailer manufacturers

'88

Formation of Aspöck Germany

'91

New customers: caravan manufacturers

'92

New customers: truck trailer manufacturers

Formation of Aspöck Norden

New customers: truck manufacturers

'05

New customers: car manufacturers

'06

New customers: motorcycle manufacturers
Take-over Fabrilcar

'07

Renaming Fabrilcar as Aspöck Portugal

'08

Implementing of the fully automated high rack ware-house in Peuerbach

'09

Extension of the manufacturing base location: Portugal

'11

'96

First Aspöck
„Multipoint“ light
produced

'97

New customers:
bicycle carrier rack
manufacturers

'99

Formation of
Aspöck Iberica and
Formation of
Trailer Lite

'01

Formation of
Aspöck UK
Formation of
Aspöck France
Formation of
Aspöck do Brasil

'03

Partnership
PAGG Aspöck

'04

Introduce
moulding
technology to
connector
systems

Formation of
Aspöck Poland

„Europoint III“
The first lamp with
a „Light Guide“ for
trailers

Formation of
Aspöck Turkey

Extension of the
manufacturing base
location: Portugal

Opening of new
manufacturing base
location: Poland

New building
for office and
logistics
location: France

New building for
location: Peuerbach

New tail light:
ECOLED II

LumEU powered
by Aspöck - LED-
Stripes

'12

'13

'15

'16

'17

'18

The System

DC System (double click)

- Useable for all types of one-function-lights
- Absolutely water tight through silicon seal on each conductor




Usage:



Put the flat-cable (2 x 0.75 mm²) in to the DC connector and press them by hand together.



Press together with level 1 of the DC-tool/plier „ASPÖCK“.



Repeat this process for the second connection on level 2 of the DC tool.

Please notice the two various „click-levels“ of the DC-tool/plier.

ARTICLE LIST



DESCRIPTION

DC tool/plier „Aspöck“

conductor rail DC appr. 5000 m on cable drum
 conductor rail DC 100 m on coil
 conductor rail DC 200 m on coil
 conductor rail DC 25 m loose

DC end caps (fixation with cable tie)

DC connector inkl. cover

ORDER NUMBER

10-0100-537

17-7200-007

17-7200-067

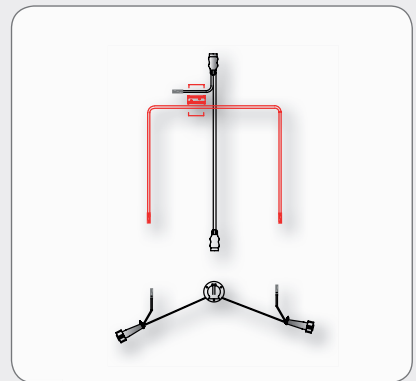
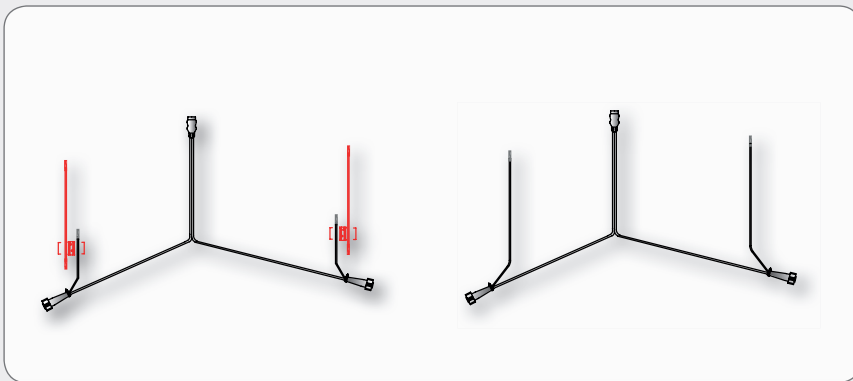
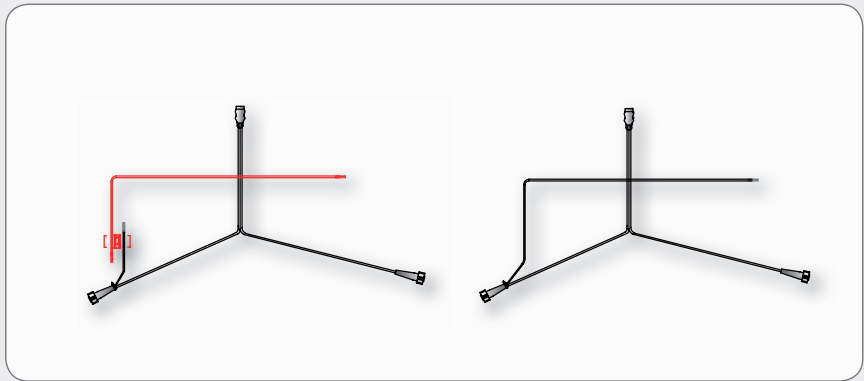

17-7200-077


17-7200-057

15-5974-007

15-5976-017

Example for DC wiring:





Press & Ready System (P&R)

- Useable for all types of one-function-lights
- Absolutely water tight through silicon seal on each conductor



Put the flatcable (2 x 1.5 mm²) into the P&R connector. Put on the P&R cover.



Press together with the „ASPÖCK“ tool/plier – ready.

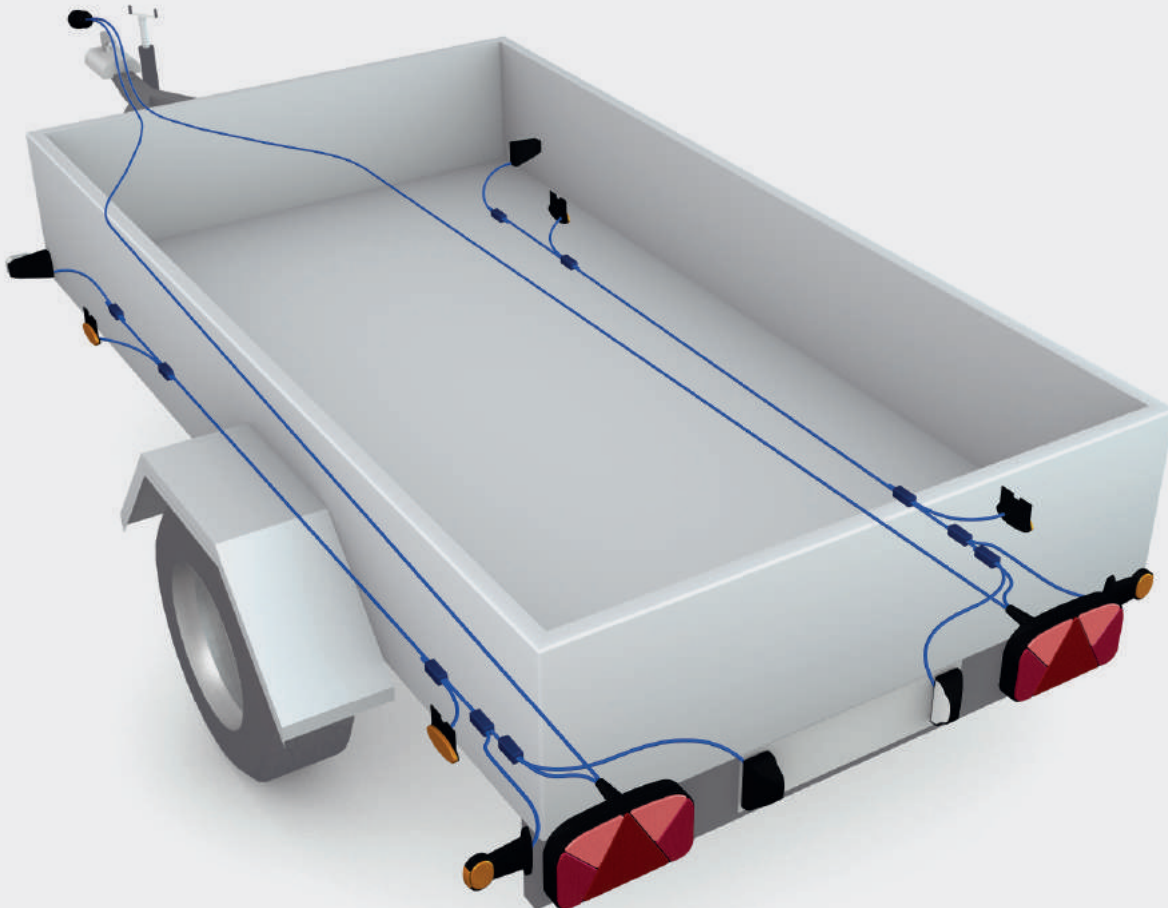
Details on request.

Connector-System



Details on request.

Legal Installation Regulations for Trailers in Accordance with ECE Regulation No R-48



FRONT

1. Front end-outline marker lamp*

Installation:	Mandatory for trailers > 2.1 m wide, Permitted for trailers > 1.8 m to < 2.1 m wide.
Number:	2
Colour:	White
Installation height:	As high as possible.
Spacing:	Mount as far apart as possible to a max. of 400 mm from the furthest point of the vehicle's width.
Geom. angle of visibility:	Horizontally 80° outwards, vertically 5° above and 20° below the horizontal.
Other regulations:	Any front position (side) lamp or reflex reflector may be installed. Additional reflex reflectors are permissible.

*End-outline marker lamps: special regulation for trailers with canopy: On a trailer with a canopy the end-outline marker lamp can only be installed at the bottom. The front white and rear red end-outline marker lamps may be installed in a single lamp provided the installation regulations and angles of visibility are complied with.

2. Front reflex reflector

Installation:	Mandatory for all trailers.
Number:	2
Colour:	White
Shape:	Not triangular
Installation height:	At least 250 mm, 900 mm max. (exception: 1.500 mm).
Spacing:	There should be a max. of 150 mm and a min. of 600 mm between both reflectors, but at least 400 mm for vehicles with a width of < 1.300 mm.
Geom. angle of visibility:	Horizontally 10° inwards and 30° outwards, vertically ± 10°, but 5° downwards if installation height is < 750 mm.
Other regulations:	The illuminating surface of the reflex reflector may be incorporated in the front position (side) lamp. The installation height of the reflector must be taken into account.

3. Front position (side) lamp

Installation:	Mandatory for trailers > 1.6 m wide, permitted for trailers ≤ 1.6 m wide.
Number:	2
Colour:	White
Installation height:	At least 350 mm, 1.500 mm max. (exception: 2,100 mm on trailers of the categories O1 and O2 only or on other trailers where a max. of 1.500 mm is not possible).
Spacing:	A max. of 150 mm from the furthest point of the vehicle's width, with a min. of 600 mm between both front position lamps, but of at least 400 mm on vehicles with a width of < 1.300 mm.
Geom. angle of visibility:	Horizontally 5° inwards and 80° outwards. Vertically ± 15°, but also 5° downward if installation height is < 750 mm.
Other regulations:	The illuminating surface of the reflex reflector may be incorporated in the front position (side) lamp. The installation height of the reflector must be taken into account.

SIDE

4. Side reflex reflector

Installation:	Mandatory for all trailers.
Number:	At least one in the middle third.
Colour:	Yellow
Installation height:	At least 250 mm, 900 mm max. (exception: 1.500 mm).
Spacing:	No more than 3 m from front (including drawbar); no more than 1 m from rear, no more than 3 m between each reflector (exception: 4 m).
Geom. angle of visibility:	Horizontally ± 45°, vertically ± 10°, but 5° downwards if installation height is < 750 mm.
Other regulations:	The illuminating surface of the reflex reflector may be incorporated in the side-marker lamp. The max. installation height of the reflector must be taken into account.

5. Side-marker lamp

Installation:	Mandatory for trailers > 6 m long, permitted for trailers < 6 m long.
Number:	At least one in the middle third.
Colour:	Yellow in front, yellow at rear (red also possible in combination with the rear light).
Installation height:	No more than 3 m from front (including drawbar), no more than 1 m from rear, no more than 3 m between each side-marker lamp (exception: 4 m).
Geom. angle of visibility:	Horizontally ± 45°, vertically ± 10°, but 5° downwards if installation height is < 750 mm .
Other regulations:	The illuminating surface of the reflex reflector may be incorporated in the side-marker lamp. The max. installation height of the reflector must be taken into account.

Note: side-marker lamp: intensity of light emitted at least 4cd = for trailers of every category

REAR

6. Direction indicator lamps

Installation:	Mandatory for all trailers, category 2a or 2b.
Number:	2
Colour:	Yellow
Installation height:	At least 350 mm, 1.500 mm max. (exception: 2.100 mm only if no two additional direction indicator lamps have been installed). Installation height of additional direction indicator lamps: at least 600 mm above the mandatory direction indicator lamps.
Spacing:	No more than 400 mm from the furthest point of the vehicle's width. This does not apply to the additional direction indicator lamps. There should be at least 600 mm between the two direction indicator lamps, but at least 400 mm on vehicles < 1.300 mm wide.
Geom. angle of visibility:	Horizontally 45° inwards to 80° outwards, vertically $\pm 15^\circ$, but also 5° downwards if installation height is < 750 mm.
Other regulations:	Installation of two additional direction indicator lamps (2a or 2b) is permitted on all trailers in the categories O ₂ , O ₃ and O ₄ .

Note:

Category 2a: one level of intensity = intensity at least 50 cd

Category 2b: two levels of intensity = intensity by day at least 175 cd
intensity by night at least 40 cd

7. Rear tail lamp

Installation:	Mandatory for all trailers.
Number:	2
Colour:	Red
Installation height:	At least 350 mm, 1.500 mm max. (exception: 2.100 mm only if no two additional rear lamps have been installed). Installation height of the additional rear lamps: at least 600 mm above the mandatory rear lamps.
Spacing:	A max. of 400 mm from the furthest point of the vehicle's width. This does not apply to the additional rear lamps. There must be at least 600 mm between the two rear lamps, but at least 400 mm if the vehicle is < 1.300 mm wide.
Geom. angle of visibility:	Horizontally 45° inwards to 80° outwards, vertically $\pm 15^\circ$, but also 5° downwards if installation height is < 750 mm.
Other regulations:	Unless end-outline marker lamps are installed, two additional rear end-outline lamps may be installed on all trailers of the categories O ₂ , O ₃ and O ₄ .

Note:

Category S1: one level of intensity = intensity at least 60 cd

Category S2: two levels of intensity = intensity by day at least 130 cd
intensity by night at least 30 cd

8. Stop lamp

Installation:	Mandatory for all trailers, category S1 or S2.
Number:	2 unless category S3 stop lamps have been installed, two additional stop lamps of the category S1 or S2 may be installed on vehicles of the categories O ₂ , O ₃ and O ₄ .
Colour:	Red
Installation height:	At least 350 mm, 1.500 mm max. (exception: 2.100 mm only if no two additional stop lamps have been installed). Installation height of the additional stop lamps: at least 600 mm above the mandatory stop lamps.
Spacing:	On all trailers at least 600 mm between the two stop lamps, but at least 400 mm if the vehicle is < 1.300 mm wide.
Geom. angle of visibility:	Horizontally $\pm 45^\circ$, vertically $\pm 15^\circ$, but also 5° downwards if the installation height is < 750 mm.
Other regulations:	The distance between the S1 or S2 stop lamp and the rear fog lamp must be > 100 mm.

Note:

Category S1: one level of intensity = intensity at least 60 cd

Category S2: two levels of intensity = intensity by day at least 130 cd
intensity by night at least 30 cd

9. Reversing light

Installation:	Mandatory for all trailers of vehicle categories O ₂ , O ₃ and O ₄ , permissible for trailers of vehicle category O ₁
Number:	1 light is mandatory, a second permissible on trailers < 6 m long. 2 lights mandatory on vehicles > 6 m long, and 2 additional reversing lights permissible on all other trailers.
Colour:	White
Installation height:	At least 250 mm, 1.200 mm max.
Spacing:	No regulations apply
Geom. angle of visibility:	1 light: horizontally ± 45°. 2 lights: horizontally 30° inwards to 45 ° outwards. Vertically 15° upwards to 5° downwards.
Other regulations:	Installation of additional reversing lights on the vehicle is possible at the rear or on the sides.

Note: The transitional provisions stipulate that new types of trailer (O₂, O₃ and O₄) newly registered from July 2006 must have
 1 reversing light if they are < 6.000 mm long, and
 2 reversing lights if they are > 6.000 mm long.

10. Rear fog lamp

Installation:	Mandatory for all trailers.
Number:	1 or 2
Colour:	Red
Installation height:	At least 250 mm, 1.000 mm max.
Spacing:	No regulations apply.
General regulations for installation:	In the case of 1 rear fog lamp: left of centre for left-hand drive vehicles, right of centre for right-hand drive vehicles. Centre installation permissible.
Geom. angle of visibility:	Horizontally ± 25°, vertically ± 5°.
Circuit-closed tell-tale:	Mandatory. An independent, non-flashing tell-tale.
Other regulations:	Distance from the stop lamp must be > 100 mm.

11. End-outline marker lamp *

Installation:	Mandatory for trailers > 2.1 m wide. Permissible for trailers > 1.8 m to 2.1 m wide.
Number:	2
Colour:	Red
Installation height:	As high as possible.
Spacing:	As near the widest point of the vehicle as possible, a max. of 400 mm from the furthest point of the vehicle's width.
Geom. angle of visibility:	Horizontally 80° outwards. Vertically 5° above and 20° below the horizontal.
Other regulations:	The rear red and front white end-outline marker lamps may be installed in a single lamp provided the installation regulations and angles of visibility are complied with. The distance between the end-outline marker lamp and the rear lamp must be at least 200 mm. Any rear light or rear reflex reflector may be used. Additional reflectors are permitted.

*End-outline marker lamps: special regulation for trailers with canopy:

On a trailer with a canopy the end-outline marker lamp can only be installed at the bottom. The front white and rear red end-outline marker lamps may be installed in a single lamp provided the installation regulations and angles of visibility are complied with.

12. Rear reflex reflector

Installation:	Mandatory for all trailers.
Number:	2
Colour:	Red
Shape:	Triangular
Alignment:	The tip of the triangle must point upwards.
Installation height:	At least 350 mm, 900 mm max. (exception: 1.500 mm).
Spacing:	No more than 400 mm from the furthest point of the vehicle's width, with at least 600 mm between both reflectors, but at least 400 mm if the vehicle is < 1.300 mm wide.
Geom. angle of visibility:	Horizontally $\pm 30^\circ$. Vertically $\pm 15^\circ$, but 5° downwards if the installation height is < 750 mm.
Other regulations:	A rear light with an incorporated rectangular reflex reflector is permitted on trailers. Additional reflex reflectors are permitted.

13. Registration plate lamp

Installation:	Mandatory for all trailers.
Number:	1 or more
Colour:	White
Installation height:	At least 350 mm to bottom edge triangle, max. 900 mm to top triangle (exception: 1.500 mm)
Position:	Central or on the left (or right on right-hand drive vehicles).

14. High-mounted stop lamp

Installation:	Permitted on all trailers, category S3.
Number:	1 piece. If the vehicle's median longitudinal plane does not pass through a solid rear panel but is, for instance, divided by doors leaving no room for an S3 stop lamp, it is permissible for two S3 stop lamps of the stop lamp type „D“ or for one S3 stop lamp to be installed to the left or the right of the vehicle's median longitudinal plane.
Colour:	Red
Installation height:	At least 350 mm, 1.500 mm max. (exception: 2.100 mm only if no two additional rear lamps have been installed). Installation height of the additional rear lamps: at least 600 mm above the mandatory rear lamps.
Spacing:	The point of reference must be the in the trailer's median longitudinal plane. If two S3 stop lamps have been installed each one must be installed as near as possible to the median longitudinal plane. If only one S3 stop lamp is installed next to the median longitudinal plane the distance must be no greater 150 mm.
Geom. angle of visibility:	Horizontally $\pm 10^\circ$ Vertically 10° above and 5° below the horizontal.

Notes: Category S3 high-mounted stop lamp = intensity of light emitted at least 25 cd, 80cd max.
Category S3 type „D“ twin lamp = intensity of light emitted at least 25 cd, 55cd max.

12V Lamps

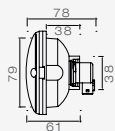
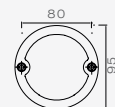




12V LAMPS REAR LAMPS

ROUNDPOINT SINGLE RESP. DOUBLE FUNCTION LAMP IN CLEAR GLASS DESIGN

2 PIN CONNECTION, BULBS INCLUDED



DESCRIPTION

direction indicator, orange

stop light, red
tail light, red
fog, red

reverse, white



PART NO

21-7500-007

21-7501-007

21-7505-007

27-7500-007

28-7500-007

3 PIN CONNECTION, BULBS INCLUDED



DESCRIPTION

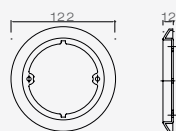
tail light + stop, red



PART NO

21-7502-007

SPARE PARTS AND ACCESSORIES



DESCRIPTION

decoring chrome
decoring red
decoring orange

O-ring, self adhesive

bulb 12V / 21W, BA15s
(direction indicator, reverse, fog)

bulb 12V / 5W, BA15s
(tail light)

bulb 12V / 21/5W, BAY15d
(tail light, stop light)



PART NO

15-5200-007

15-5200-017

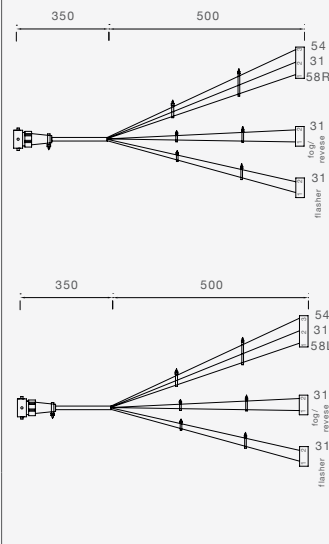
15-5200-027

15-5111-207

16-6121-017

16-6105-017

16-6122-017



DESCRIPTION

2 pin connector female for Roundpoint including contacts and single wire isolation in plastic bag

3 pin connector female for Roundpoint including contacts and single wire isolation in plastic bag

right adapter, 5 pin bayonet on connection for Roundpoint (reverse or fog, rear-stop light, direction lamp)

left adapter, 5 pin bayonet on connection for Roundpoint (reverse or fog, rear-stop light, direction lamp)



PART NO

13-3081-014

13-3082-014

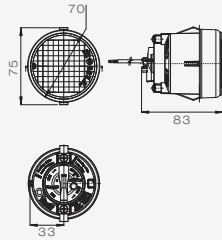
66-1563-007

66-1564-007

12V LAMPS REAR LAMPS

ROUNDPOINT II SINGLE RESP. DOUBLE FUNCTION LAMP

2 PIN WIRED, BULB INCLUDED



DESCRIPTION

direction indicator, orange
1.8 m open ended cable
fog, red, 1.8 m open ended
cable
reverse, white, 1.8 m open
ended cable



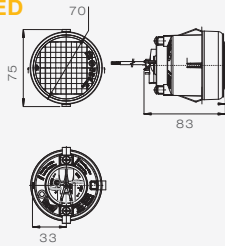
PART NO

31-7600-007

37-7600-007

38-7600-007

3 PIN WIRED, BULB INCLUDED



DESCRIPTION

tail light + stop, red 1.8 m
open ended cable



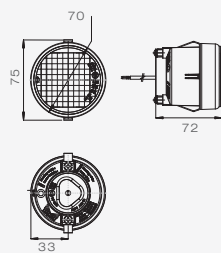
PART NO

32-7600-007

ROUNDPOINT II LED SINGLE RESP. DOUBLE FUNCTION LAMP



2 PIN WIRED



DESCRIPTION

direction indicator, orange
1.8 m cable open ended
cable
fog, red, 1.8 m open ended
cable
reverse, white, 1.8 m open
ended cable



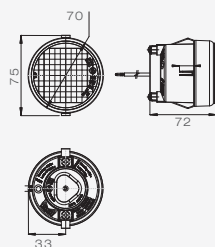
PART NO

31-7600-707

37-7600-707

38-7600-707

3 PIN WIRED



DESCRIPTION

tail light + stop, red 1.8 m
open ended cable



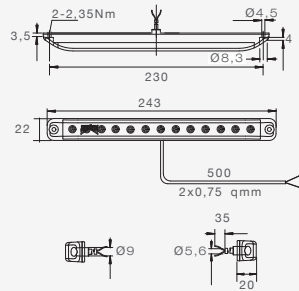
PART NO

32-7600-707

LINEPOINT I SINGLE RESP. DOUBLE FUNCTION LAMP



2 PIN WIRED



DESCRIPTION

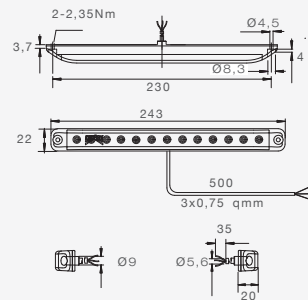
- direction indicator 0.5 m open ended cable
- fog lamp 0.5 m open ended cable
- reversing lamp 0.5 m open ended cable
- 3rd stop lamp 0.5 m open ended cable



PART NO

- 31-9221-007
- 37-9220-007
- 38-9220-007
- 31-8920-007

3 PIN WIRED



DESCRIPTION

- tail + stop lamp
- 0.5 m open ended cable



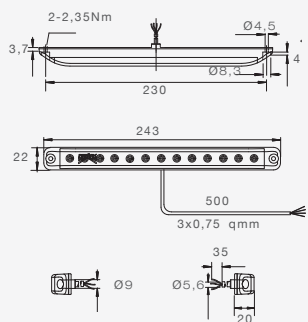
PART NO

- 31-9220-007

LINEPOINT I TAIL-STOP-DIRECTION INDICATOR-LAMP



4 PIN WIRED



DESCRIPTION

- tail, stop, DI lamp
- 0.5 m open ended cable
- tail, stop, DI lamp
- 5 m open ended cable



PART NO

- 33-8914-007
- 33-8914-017

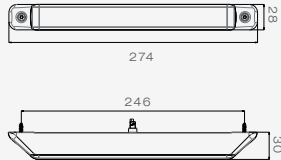
12V LAMPS REAR LAMPS

LINEPOINT II SINGLE RESP. DOUBLE FUNCTION LAMP



IP6K9K

2 PIN WIRED



DESCRIPTION

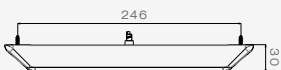
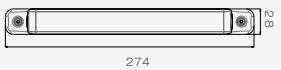
direction indicator, 0.5 m open ended cable, 360° homologation
 „progressive direction indicator“ left 0.5 m open ended cable
 „progressive direction indicator“ right 0.5 m open ended cable
 fog, 0.5 m open ended cable, 360° homologation
 reverse, 0.5 m cable open ended cable, vertical
 reverse, 0.5 m cable open ended cable, horizontal



PART NO

- 31-9231-007
- 31-9231-207
- 31-9231-217
- 37-9230-007
- 38-9230-007
- 38-9231-007

3 PIN WIRED



DESCRIPTION

tail light + stop, 0.5 m open ended cable
 360° homologation



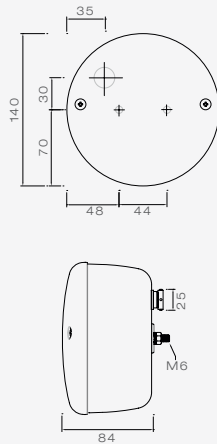
PART NO

- 31-9230-007

3-CHAMBER LIGHT ASPÖCK SINGLE RESP. TRIPLE FUNCTION LAMP



5 PIN BAYONET CONNECTION, INCLUDING BULBS



DESCRIPTION

rear light + stop light +
direction indicator

fog

reverse



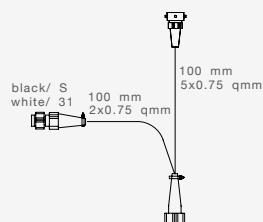

PART NO

23-8200-507

27-8000-517

28-8001-517

SPARE PARTS AND ACCESSORIES



DESCRIPTION

lens + screws for 3
chamber light

lens + screws for
fog lamp

lens + screws for
reversing lamp

adapter for standard main
cable with 5 pin bayonet (2 x
5 pin bayonet with connection
for fog and reverse)

bulb 12V / 21W, BA15s
(fog, reverse, stop light and
direction indicator)

bulb 12V / 5W, BA15s
(tail light)



PART NO

18-8382-107

18-8780-107

18-8880-107

66-5041-007

16-6121-017

16-6105-017

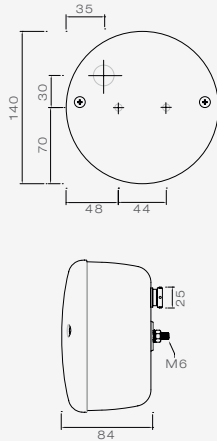
12V LAMPS REAR LAMPS

* 3-CHAMBER LIGHT ASPÖCK LED

SINGLE RESP. TRIPLE FUNCTION LAMP
IN CLEAR GLASS DESIGN



5 PIN BAYONET CONNECTION



DESCRIPTION

2x rear light, 2x stop light
and direction indicator

fog

reverse



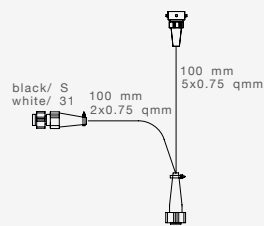
PART NO

23-8400-787

27-8400-717

28-8400-717

SPARE PARTS AND ACCESSORIES



DESCRIPTION

adapter for standard main
cable with 5 pin bayonet (2 x
5 pin bayonet with connection
for fog and reverse)

solution for electronic troubles



PART NO

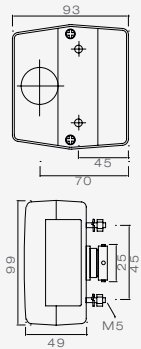
66-5041-007

see page 134

* please notice the general advice at page 136

MINIPOINT TAIL, STOP AND DIRECTION INDICATOR

5 PIN BAYONET CONNECTOR, BULBS INCLUDED



DESCRIPTION

left / right
left / right + number plate light



PART NO

23-0200-507
23-0300-507

GROMMET VERSION, WITHOUT BULBS



DESCRIPTION

left/right
left/right + number plate light
left/right + number plate light
+ number plate light insert
loose in black



PART NO

23-0200-007
23-0300-007
23-0300-037

SPARE PARTS AND ACCESSORIES



DESCRIPTION

lens including number plate
light insert in black and white
and screws

protection cover

lens screws

bulb 12V / 21W, BA15s
(stop light, direction indicator)

festoon, 12V / 5W, SV8.5-8
(tail light + number plate light)



PART NO

18-8300-007

15-5206-007

14-0325-007

16-6121-017

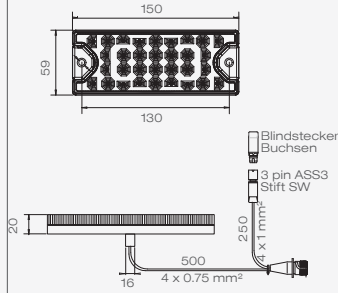
16-6605-017

12V LAMPS REAR LAMPS



MINILED II INDICATOR-STOP-TAIL-FOG-REVERSE LAMP

INDICATOR-STOP-TAIL LAMP



DESCRIPTION

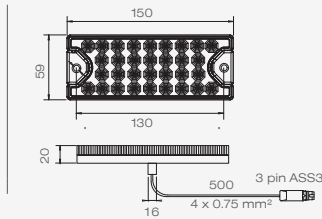
- 0.5 m with open ended cable
- 5 m with open ended cable
- 0.5 m with 7 pin ASS2 + 0.25 m 3 pin ASS3 left
- 0.5 m with 7 pin ASS2 + 0.25 m 3 pin ASS3 right
- 0.5 m with 8 pin bayonet + 0.25 m 3 pin ASS3
- 0.5 m with 5 pin bayonet + 0.25 m 3 pin ASS3



PART NO

- 33-7200-007
- 33-7200-017
- 33-7207-047
- 33-7207-057
- 33-7207-517
- 33-7207-507

FOG-REVERSE LAMP



DESCRIPTION

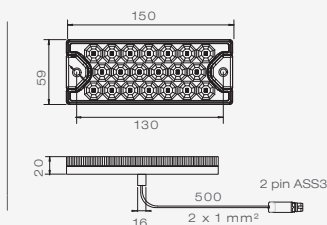
- 0.5 m with open ended cable
- 0.5 m with 3 pin ASS3



PART NO

- 32-7200-007
- 32-7207-007

REVERSE LAMP



DESCRIPTION

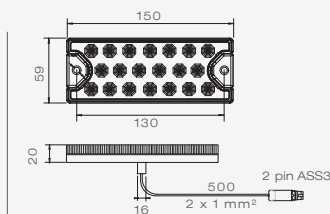
- 0.5 m with open ended cable
- 0.5 m with 2 pin ASS3



PART NO

- 38-7200-007
- 38-7207-007

FOG LAMP



DESCRIPTION

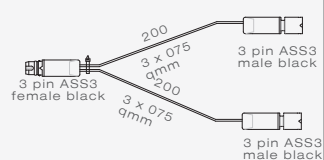
- 0.5 m with open ended cable
- 0.5 m with 2 pin ASS3



PART NO

- 37-7200-007
- 37-7207-007

SPARE PARTS AND ACCESSORIES



DESCRIPTION

Y-cable 3 pin ASS3



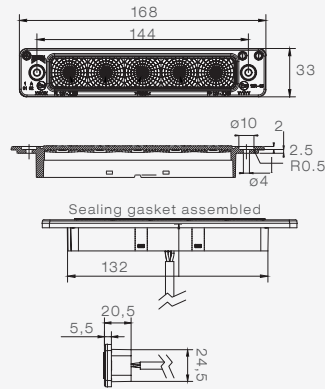
PART NO

65-6502-017



POSIPOINT IV DOUBLE RESP. TRIPLE FUNCTION LAMP

TAIL-STOP-DIRECTION INDICATOR



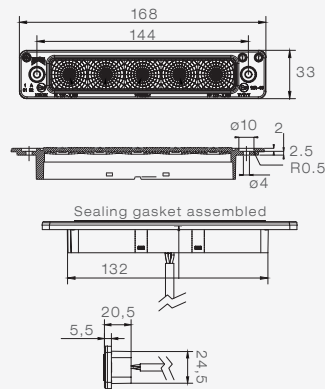
DESCRIPTION

0.5 m with open ended cable
grey sealing



PART NO
33-7344-017

FOG & REVERSE LAMP



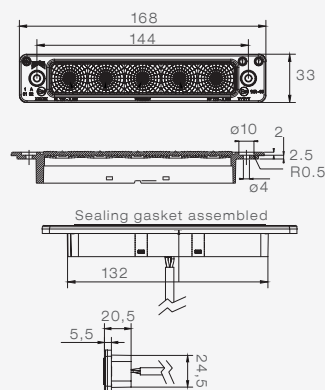
DESCRIPTION

0.5 m with open ended cable
grey sealing



PART NO
32-7344-017

DIRECTION INDICATOR & FRONT POSITION LAMP



DESCRIPTION

0.1 m with LEAR connector
black sealing



PART NO
32-7344-027

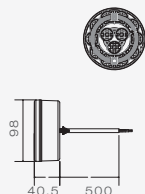
12V LAMPS REAR LAMPS

BRASPOINT 98 MM



IP6K9K

TAIL, STOP AND DIRECTION INDICATOR



DESCRIPTION

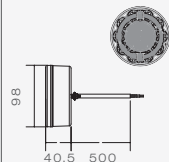
0.5 m with open ended cable
 0.5 m with 5 pin bayonet
 0.5 m with 8 pin bayonet
 + 0.25 m with 8 pin bayonet



PART NO

33-9200-007
 33-9200-507
 33-9200-517

TAIL, FOG AND REVERSE LAMP HORIZONTAL



DESCRIPTION

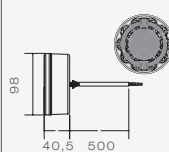
0.5 m with open ended cable
 0.5 m with 8 pin bayonet



PART NO

33-8100-107
 33-8100-607

TAIL, FOG AND REVERSE LAMP VERTICAL



DESCRIPTION

0.5 m with open ended cable
 0.5 m with 8 pin bayonet



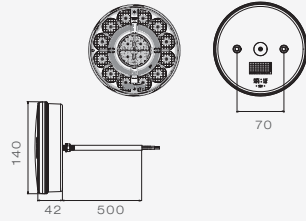
PART NO

33-8100-007
 33-8100-507



BRASPOINT 140 MM

TAIL, STOP AND DIRECTION INDICATOR



DESCRIPTION

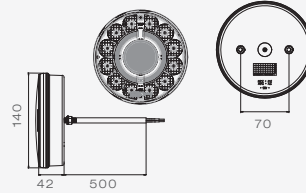
0.5 m with open ended cable
 0.5 m with 5 pin bayonet
 0.5 m with 8 pin bayonet
 + 0.25 m with 8 pin bayonet



PART NO

33-9200-207
 33-9200-707
 33-9200-717

TAIL, FOG AND REVERSE LAMP



DESCRIPTION

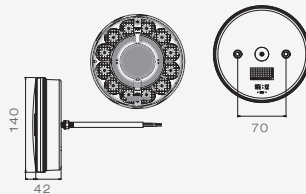
0.5 m with open ended cable
 0.5 m with 8 pin bayonet



PART NO

33-8100-207
 33-8100-707

TAIL AND STOP LAMP



DESCRIPTION

0,5 m with open ended cable



PART NO

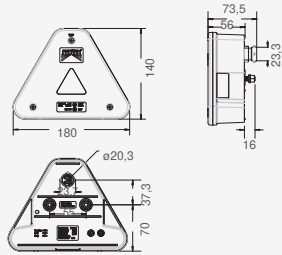
33-9200-307

12V LAMPS REAR LAMPS



AGRIPOINT TAIL, STOP AND DIRECTION INDICATOR

HYBRID-VERSION (INDICATOR = BULB) 5 PIN BAYONET CONNECTOR



DESCRIPTION

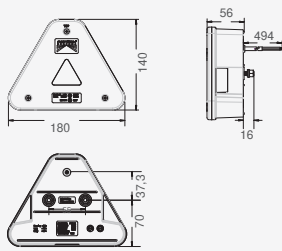
left / right without
number plate light
left / right + number plate light
below



PART NO

23-4004-507
23-4004-537

0.5 M OPEN ENDED CABLE



DESCRIPTION

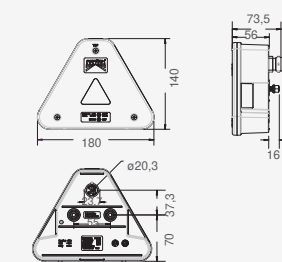
left / right without
number plate light
left / right + number plate light
below



PART NO

23-4004-007
23-4004-037

FULL LED 5 PIN BAYONET CONNECTOR



DESCRIPTION

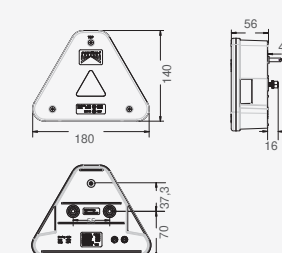
left / right without
number plate light
left / right + number plate light
below



PART NO

23-4000-507
23-4000-537

0.5 M OPEN ENDED CABLE



DESCRIPTION

left / right without
number plate light
left / right + number plate light
below



PART NO

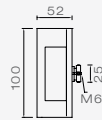
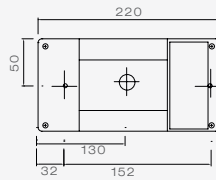
23-4000-007
23-4000-037

ATTENTION!!!

License plate position changeable. LP down -> left or right.

MIDIPOINT I TAIL, STOP, DIRECTION INDICATOR AND NUMBER PLATE LIGHT

5 PIN BAYONET CONNECTION, BULBS INCLUDED



DESCRIPTION

left / right + fog
left / right + fog, number plate
light below
left / right
left / right + reverse



PART NO

24-6000-007
24-6002-507
24-6200-007
24-6210-007

GROMMET VERSION, WITHOUT BULBS



DESCRIPTION

left / right + fog
left / right
left / right + reverse



PART NO

24-6000-157
24-6200-157
24-6210-167

SPARE PARTS AND ACCESSORIES



DESCRIPTION

lens left / right
lens left / right + reverse
lens screws
bulb 12V / 21W, BA15s
(direction indicator, fog lamp,
reverse)
bulb 12V / 21/5W, BAY15d
(tail light + stop light)
festoon, 12V / 5W, SV8.5-8
(number plate light)



PART NO

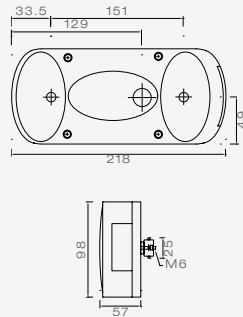
18-8460-007
18-8462-107
14-2465-417
16-6121-017
16-6122-017
16-6605-017

12V LAMPS REAR LAMPS



MIDIPOINT II TAIL, STOP, DIRECTION INDICATOR AND NUMBER PLATE LIGHT

5 PIN BAYONET CONNECTION, BULBS INCLUDED



DESCRIPTION

left / right + fog
left / right
left / right + reverse



PART NO

24-3000-007
24-3200-007
24-3210-007

GROMMET VERSION, WITHOUT BULBS



DESCRIPTION

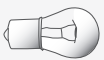

left / right + fog
left / right + reverse



PART NO

24-3000-157
24-3200-167

SPARE PARTS AND ACCESSORIES



DESCRIPTION

lens left / right
lens left / right + reverse

lens screws

bulb 12V / 21W, BA15s
(direction indicator, fog,
reverse)

bulb 12V / 21/5W, BAY15d
(tail light + stop light)

festoon, 12V / 5W, SV8.5-8
(number plate light)



PART NO

18-8430-007
18-8432-107

14-0306-007

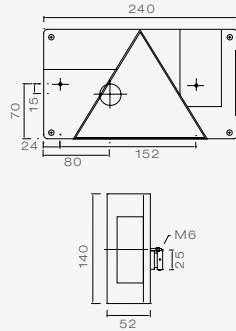

16-6121-017

16-6122-017

16-6605-017

MULTIPOINT I TAIL, STOP, DIRECTION INDICATOR, NUMBER PLATE LIGHT AND TRIANGLE REFLECTOR

5 PIN BAYONET CONNECTION, BULBS INCLUDED



DESCRIPTION

left + fog
left + reverse
left
right
right + fog
right + reverse



PART NO
24-5000-007
24-5000-037
24-5005-507
24-5200-007
24-5205-507
24-5210-007

GROMMET VERSION, WITHOUT BULBS



DESCRIPTION

left + fog
right
right + reverse



PART NO
24-5000-157
24-5200-157
24-5210-167

SPARE PARTS AND ACCESSORIES



DESCRIPTION

lens left
lens left + reverse
lens right
lens right + reverse

lens screws

bulb 12V / 21W, BA15s
(direction indicator, fog,
reverse)

bulb 12V / 21/5W, BAY15d
(tail light + stop light)

festoon, 12V / 5W, SV8.5-8
(number plate light)



PART NO
18-8450-007
18-8450-037
18-8452-007
18-8452-107

14-2465-417

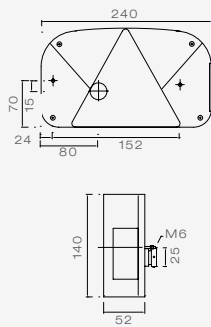
16-6121-017
16-6122-017

16-6605-017

12V LAMPS REAR LAMPS

MULTIPOINT II TAIL, STOP, DIRECTION INDICATOR, NUMBER PLATE LIGHT AND TRIANGLE REFLECTOR

5 PIN BAYONET CONNECTION, BULBS INCLUDED



DESCRIPTION

left
 left + fog
 left + fog, NPL below
 right
 right, NPL below
 right + fog
 right + reverse
 right + reverse, NPL below
 right + fog, NPL below



PART NO

24-7000-507
 24-7000-007
 24-7000-207
 24-7200-007
 24-7200-207
 24-7200-507
 24-7210-007
 24-7200-307
 24-7225-007

GROMMET VERSION, WITHOUT BULBS



DESCRIPTION

left + fog
 left + fog, number plate light below
 right
 right + reverse

PART NO

24-7000-157
 24-7000-357
 24-7200-157
 24-7210-167

SPARE PARTS AND ACCESSORIES



DESCRIPTION

lens including filter for direction indicator and fog
 lens screws
 bulb 12V / 21W, BA15s (fog, reverse)
 bulb 12V / 21W, BAU15s orange (direction indicator)
 bulb 12V / 21/5W, BAY15d (tail light + stop light)
 bulb 12V / 10W, BA15s (NPL on the side)
 festoon, 12V / 5W, SV8.5-8 (NPL below)

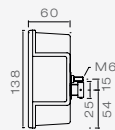
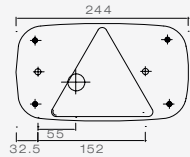
PART NO

18-8470-007
 14-2465-417
 16-6121-017
 16-6121-107
 16-6122-017
 16-6110-017
 16-6605-017



MULTIPOINT III TAIL, STOP, DIRECTION INDICATOR, NUMBER PLATE LIGHT AND TRIANGLE REFLECTOR

5 PIN BAYONET CONNECTION, BULBS INCLUDED



DESCRIPTION

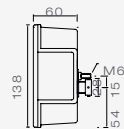
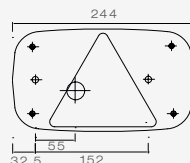
- left + fog
- left + fog + side marker lamp
- right
- right + fog
- right + reverse
- right + side marker lamp
- right + reverse + side marker lamp without number plate light



PART NO

- 24-8000-007
- 24-8060-007
- 24-8200-007
- 24-8200-507
- 24-8210-007
- 24-8260-007
- 24-8262-007

8 PIN BAYONET CONNECTION, BULBS INCLUDED



DESCRIPTION

- left + fog + reverse
- left + fog + reverse + side marker lamp
- right + fog + reverse
- right + fog + reverse + side marker lamp



PART NO

- 24-8077-007
- 24-8070-007
- 24-8277-007
- 24-8271-007

SPARE PARTS AND ACCESSORIES



DESCRIPTION

- lens including filter for direction indicator and fog
- lens screws
- bulb 12V / 21W, BA15s (direction indicator, fog, reverse)
- bulb 12V / 21/5W, BAY15d (tail light + stop light)
- festoon, 12V / 5W, SV8.5-8 (NPL, side marker lamp)



PART NO

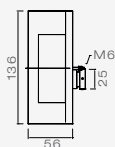
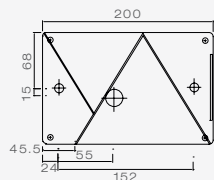

- 18-8480-007
- 14-2465-417
- 16-6121-017
- 16-6122-017
- 16-6605-017

12V LAMPS REAR LAMPS



MULTIPOINT IV TAIL, STOP, DIRECTION INDICATOR, NUMBER PLATE LIGHT, AND TRIANGLE REFLECTOR

5 PIN BAYONET CONNECTION, BULBS INCLUDED



DESCRIPTION

left + fog
left
right
right + fog
right + reverse



PART NO

24-8400-007
24-8400-507
24-8600-007
24-8600-507
24-8610-007

SPARE PARTS AND ACCESSORIES



DESCRIPTION

lens left including filter for direction indicator and fog
lens right including filter for direction indicator and fog

lens screws

bulb 12V / 21W, BA15s (direction indicator, fog, reverse)

bulb 12V / 21/5W, BAY15d (tail light + stop light)

festoon, 12V / 5W, SV8.5-8 (number plate light)



PART NO

18-8484-007
18-8486-007

14-2465-417

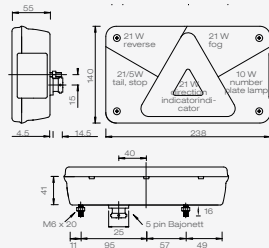
16-6121-017
16-6122-017

16-6605-017

MULTIPOINT V TAIL, STOP, DIRECTION INDICATOR, NUMBER PLATE LIGHT AND TRIANGLE REFLECTOR



5 PIN BAYONET CONNECTION, BULBS INCLUDED



DESCRIPTION

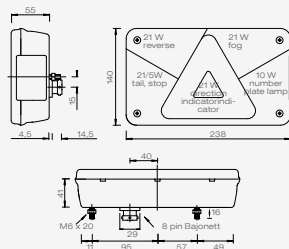
left + fog
left + reverse
right
right + reverse



PART NO

24-8500-007
24-8510-007
24-8700-007
24-8710-007

8 PIN BAYONET CONNECTION, BULBS INCLUDED



DESCRIPTION

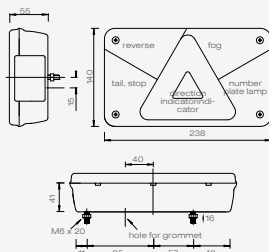
left + fog + reverse
right + fog + reverse



PART NO

24-8550-007
24-8750-007

GROMMET VERSION, WITHOUT BULB



DESCRIPTION

left + fog + reverse
right + fog + reverse



PART NO

24-8500-157
24-8700-157

SPARE PARTS AND ACCESSORIES



DESCRIPTION

lens left
lens right
lens screws
bulb 12V / 10W, BA15s (numberplate)
bulb 12V / 21W, BA15s (fog + reverse)
bulb 12V / 21W, BAU15s orange (direction indicator)
bulb 12V / 21/5W, BAY15d (tail light + stop light)
LED insert left (tail + stop light) 
LED insert right (tail + stop light) 

PART NO

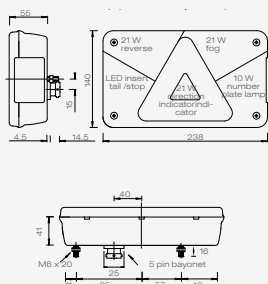
18-8485-007
18-8487-007
14-2465-417
16-6110-017
16-6121-017
16-6121-107
16-6122-017
12-1530-004
12-1531-004

12V LAMPS REAR LAMPS



* MULTIPOINT V LED TAIL, STOP, DIRECTION INDICATOR, NUMBER PLATE LIGHT AND TRIANGLE REFLECTOR

5 PIN BAYONET CONNECTION, BULBS INCLUDED (BULBS RESP. LED INSERT FOR REAR AND STOP LIGHT)



DESCRIPTION

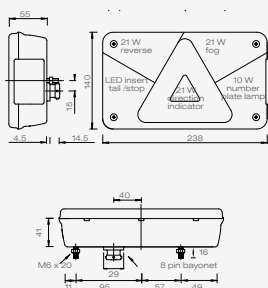
left + fog
left + reverse
right + fog
right + reverse



PART NO

24-8504-007
24-8514-007
24-8704-507
24-8714-007

8 PIN BAYONET CONNECTION, BULBS INCLUDED (BULBS RESP. LED INSERT FOR REAR AND STOP LIGHT)



DESCRIPTION

left + fog + reverse
right + fog + reverse



PART NO

24-8554-007
24-8754-007

SPARE PARTS AND ACCESSORIES



DESCRIPTION

lens left
lens right

lens screw

bulb 12V / 10W, BA15s
(numberplate)

bulb 12V / 21W, BA15s
(fog + reverse)

bulb 12V / 21W, BAU15s
orange (direction indicator)

bulb 12V / 21/5W, BAY15d
(tail light + stop light)

LED insert left
(tail + stop light)

LED insert right
(tail + stop light)



PART NO

18-8485-007
18-8487-007

14-2465-417

16-6110-017

16-6121-017

16-6121-107

16-6122-017

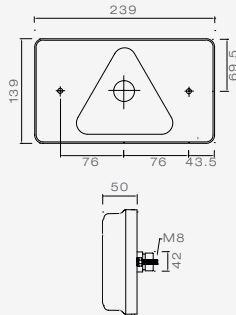
12-1530-004

12-1531-004

*** MULTILED TAIL, STOP, DIRECTION INDICATOR AND TRIANGLE REFLECTOR (FULL LED)**



7 PIN ASS2.1 CONNECTION



DESCRIPTION

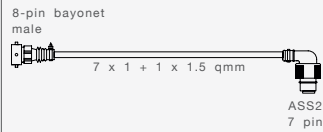
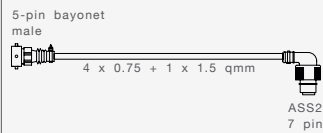
- left + fog
- left + fog + reverse
- left + fog + reverse + side marker lamp
- right
- right + reverse
- right + fog + reverse + side marker lamp



PART NO

- 24-7490-007
- 24-7491-007
- 24-7492-007
- 24-7590-007
- 24-7591-007
- 24-7592-007

SPARE PARTS AND ACCESSORIES



DESCRIPTION

- solution for electronic troubles
- adapter 5 pin bayonet on ASS2 left
- adapter 5 pin bayonet on ASS2 right
- adapter 8 pin bayonet on ASS2 left
- adapter 8 pin bayonet on ASS2 right



PART NO

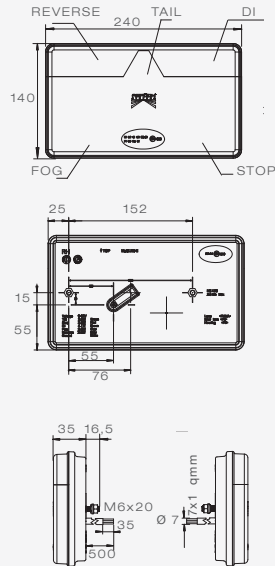
- see page 134
- 68-2488-017
- 68-2489-017
- 68-2495-007
- 68-2496-007

12V LAMPS REAR LAMPS

*MULTILED II TAIL-STOP-DI-REVERSING-FOG-LAMP AND TRIANGLE REFLECTOR



VERSION FLAT WITHOUT NUMBER PLATE LIGHT



DESCRIPTION

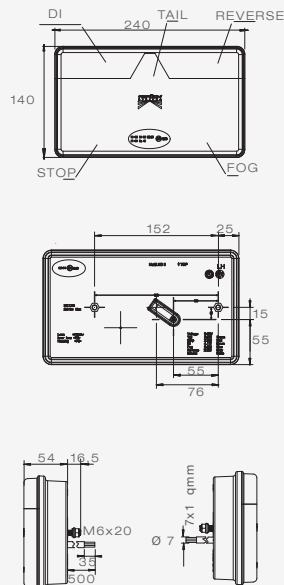
- left 0.5 m with open ended cable
- right 0.5 m with open ended cable
- left 0.5 m, with 5 pin bayonet without reverse
- right 0.5 m, with 5 pin bayonet without fog
- left 0.5 m, with 8 pin bayonet
- right 0.5 m, with 8 pin bayonet
- left 0.5 m, 7 pin ASS2
- right 0.5 m, 7 pin ASS2
- left 0.5 m, 7 pin AMP
- right 0.5 m, 7 pin AMP



PART NO

- 35-0201-007
- 35-0202-007
- 35-0201-017
- 35-0202-017
- 35-0201-027
- 35-0202-027
- 35-0201-037
- 35-0202-037
- 35-0201-047
- 35-0202-047

VERSION DEEP WITHOUT NUMBER PLATE LIGHT



DESCRIPTION

- left 0.5 m with open ended cable
- right 0.5 m with open ended cable
- left 0.5 m, with 5 pin bayonet without reverse
- right 0.5 m, with 5 pin bayonet without fog
- left 0.5 m, with 8 pin bayonet
- right 0.5 m, with 8 pin bayonet
- left 0.5 m, 7 pin ASS2
- right 0.5 m, 7 pin ASS2
- left 0.5 m, 7 pin AMP
- right 0.5 m, 7 pin AMP



PART NO

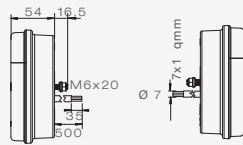
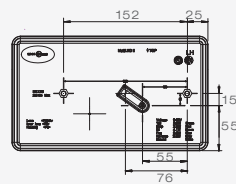
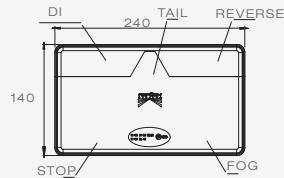
- 35-0203-007
- 35-0204-007
- 35-0203-017
- 35-0204-017
- 35-0203-027
- 35-0204-027
- 35-0203-037
- 35-0204-037
- 35-0203-047
- 35-0204-047

* please notice the general advice at page 136

***MULTILED II TAIL-STOP-DI-REVERSING-FOG-LAMP AND TRIANGLE REFLECTOR**



VERSION DEEP INCLUDING NUMBERPLATE LIGHT



DESCRIPTION

- left + NPL 0.5 m with open ended cable
- right + NPL 0.5 m with open ended cable

- left + NPL below 0.5 m with open ended cable
- right + NPL below 0.5 m with open ended cable

- left + NPL 0.5 m, with 5 pin bayonet without reverse
- right + NPL 0.5 m, with 5 pin bayonet without fog

- left + NPL below 0.5 m, with 5 pin bayonet without reverse
- right + NPL below 0.5 m, with 5 pin bayonet without fog

- left + NPL 0.5 m, with 8 pin bayonet
- right + NPL 0.5 m, with 8 pin bayonet

- left + NPL below 0.5 m, with 8 pin bayonet
- right + NPL below 0.5 m, with 8 pin bayonet

- left + NPL 0.5 m, 7 pin ASS2
- right + NPL 0.5 m, 7 pin ASS2

- left + NPL below 0.5 m, 7 pin ASS2
- right + NPL below 0.5 m, 7 pin ASS2

- left + NPL 0.5 m, 7 pin AMP
- right + NPL 0.5 m, 7 pin AMP

- left + NPL below 0.5 m, 7 pin AMP
- right + NPL below 0.5 m, 7 pin AMP



PART NO

- 35-0203-057
- 35-0204-057

- 35-0203-107
- 35-0204-107

- 35-0203-067
- 35-0204-067

- 35-0203-117
- 35-0204-117

- 35-0203-077
- 35-0204-077

- 35-0203-127
- 35-0204-127

- 35-0203-087
- 35-0204-087

- 35-0203-137
- 35-0204-137

- 35-0203-097
- 35-0204-097

- 35-0203-147
- 35-0204-147

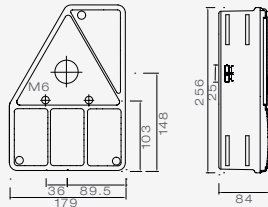
* please notice the general advice at page 136

12V LAMPS REAR LAMPS



EARPOINT I TAIL, STOP, DIRECTION INDICATOR AND TRIANGLE REFLECTOR

5 PIN BAYONET CONNECTION, BULBS INCLUDED



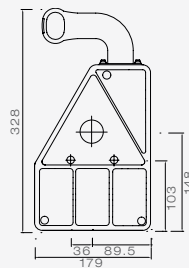
DESCRIPTION

left + fog
right
right + reverse
right + fog



PART NO

24-4001-007
24-4201-007
24-4205-007
24-4207-007



left + fog + end outline marker
left + reverse + end outline marker
left + end outline marker
right + end outline marker
right + reverse + end outline marker
right + fog + end outline marker



24-4051-007
24-4057-007
24-4056-007
24-4251-007
24-4255-007
24-4257-007

SPARE PARTS AND ACCESSORIES



DESCRIPTION

lens left
lens left + reverse
lens right
lens right + reverse

lens end outline marker red / white / yellow

lens screws

bulb 12V / 21W, BA15s (direction indicator, fog, reverse)
bulb 12V / 10W, BA15s (tail light)
bulb 12V / 4W, BA9s (end outline marker)



PART NO

18-8440-007
18-8440-057
18-8442-007
18-8442-107

18-8136-007

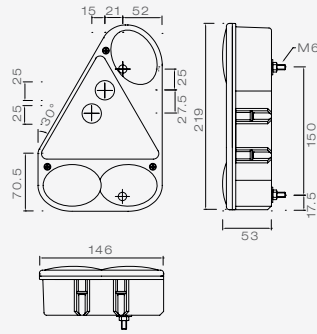
14-1394-057

16-6121-017
16-6110-017
16-6104-017

EARPOINT III TAIL, STOP, DIRECTION INDICATOR AND TRIANGLE REFLECTOR



5 PIN BAYONET CONNECTION, BULBS INCLUDED



DESCRIPTION

- left + fog
- left + reverse
- left
- right
- right + fog
- right + reverse



PART NO

- 24-4700-007
- 24-4710-007
- 24-4700-507
- 24-4800-007
- 24-4800-507
- 24-4810-007

SPARE PARTS AND ACCESSORIES



DESCRIPTION

- lens left
- lens left + reverse
- lens right
- lens right + reverse

- bracket
- bracket including screws
- M8 x 30

- lens screws

- bulb 12V / 21W, BA15s
(direction indicator, fog, reverse)
- bulb 12V / 21/5W, BAY15d
(tail light + stop light)



PART NO

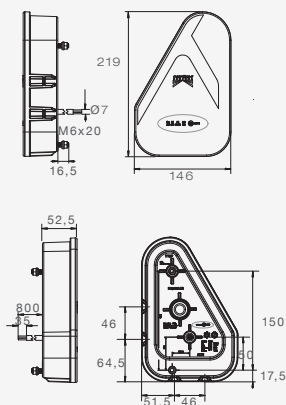
- 18-8447-007
- 18-8447-107
- 18-8448-007
- 18-8448-107
- 15-5303-007
- 15-5303-017
- 14-0325-007
- 16-6121-017
- 16-6122-017

EARPOINT LED TAIL-STOP-DI-REVERSING-FOG-LAMP



IP6K9K

0.8 M CABLE



DESCRIPTION

left 0.8 m open ended cable
right 0.8 m open ended cable

left 0.8 m, 5 pin bayonet
without reverse
right 0.8 m, 5 pin bayonet
without fog

left 0.8 m, 8 pin. bayonet
right 0.8 m, 8 pin. bayonet



PART NO

35-0301-007
35-0302-007

35-0301-017

35-0302-017

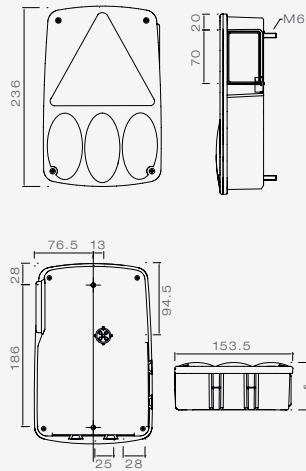
35-0301-027

35-0302-027

EARPOINT IV TAIL, STOP, DIRECTION INDICATOR AND TRIANGLE REFLECTOR



5 PIN BAYONET CONNECTION, BULBS INCLUDED



DESCRIPTION

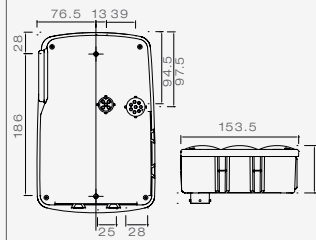
left + fog
right + reverse
right + fog



PART NO

24-4760-007
24-4862-007
24-4861-007

5 PIN AND 8 PIN BAYONET CONNECTION, BULBS INCLUDED



DESCRIPTION

left + fog + reverse
left + fog + reverse + side
marker lamp
right + fog + reverse
right + fog + reverse + side
marker lamp



PART NO

24-4755-007
24-4750-007
24-4855-007
24-4851-007

SPARE PARTS AND ACCESSORIES



DESCRIPTION

lens left
lens right
bracket
bracket including screws M8 x 30
lens screws
bulb 12V / 21W, BA15s
(direction indicator, fog,
reverse, stop light)
festoon, 12V / 5W, SV8.5-8
(tail light + side marker lamp)



PART NO

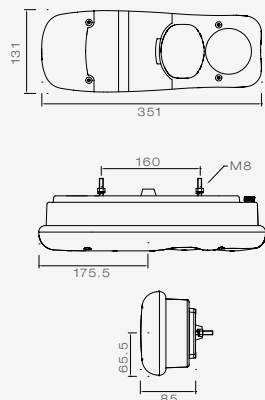
18-8447-507
18-8448-517
15-5303-007
15-5303-017
14-2465-417
16-6121-017
16-6605-017

12V LAMPS REAR LAMPS



EUROFAB TAIL, STOP, DIRECTION INDICATOR, FOG AND REVERSE LIGHT

GROMMET VERSION



DESCRIPTION

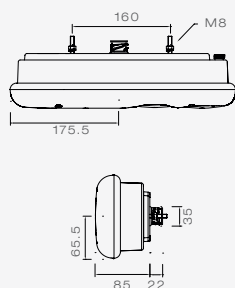
left
left including bulbs
right
right including bulbs



PART NO

25-8100-007
25-8100-167
25-8300-007
25-8300-167

WITH 7 PIN AMP CONNECTION



DESCRIPTION

left including bulbs
right including bulbs



PART NO

25-8100-207
25-8300-207

SPARE PARTS AND ACCESSORIES



DESCRIPTION

lens including screws

bulb 12V / 10W, BA15s
(tail light 2x)

bulb 12V / 21W, BA15s
(fog, reverse, stop light and
direction indicator)



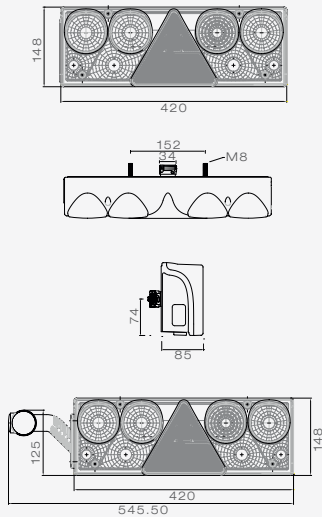

PART NO

18-8580-007

16-6110-017
16-6121-017

EUROPOINT II TAIL, STOP, DIRECTION INDICATOR, FOG, REVERSE LIGHT AND TRIANGLE REFLECTOR

7 PIN ASS2.1 CONNECTOR, BULBS INCLUDED



DESCRIPTION

left + side marker lamp
right + side marker lamp

left + end outline marker
right + end outline marker

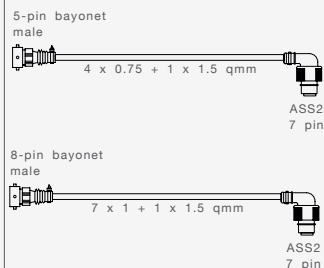



PART NO

25-6000-537
25-6400-537

25-6011-527
25-6411-527

SPARE PARTS AND ACCESSORIES



DESCRIPTION

lens

bulb 12V / 21W, BA15s
(reverse, fog, stoplight 2x)

bulb 12V / 21W, BAU15s
orange (direction indicator)

bulb 12V / 10W, BA15s
(tail light, 2x, side marker
lamp + position lamp)

bulb 12V / 4W, BA9s
(end outline marker)

adapter 5 pin bayonet on
ASS2 left

adapter 5 pin bayonet on
ASS2 right

adapter 8 pin bayonet on
ASS2 left

adapter 8 pin bayonet on
ASS2 right

LED insert for tail light

LED insert for stop light



PART NO

18-8560-002

16-6121-017

16-6121-107

16-6110-017

16-6104-017

68-2488-017

68-2489-017

68-2495-007

68-2496-007

12-1560-001

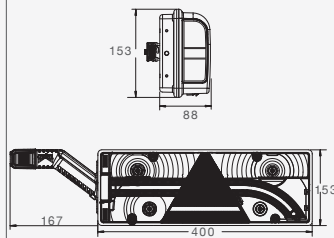
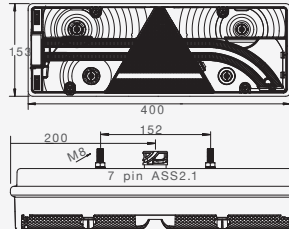
12-1560-141

12V LAMPS REAR LAMPS



EUROPOINT III

7 PIN ASS2.1 CONNECTOR, BULBS INCLUDED



DESCRIPTION

left with SML
right with SML

left with SML + end outline marker

right with SML + end outline marker



PART NO

25-7000-537
25-7400-537

25-7020-537

25-7420-537

SPARE PARTS AND ACCESSORIES



DESCRIPTION

lens left as spare part

lens right as spare part

insert „Light guide“ left

insert „Light guide“ right

LED insert for stop light left

LED insert for stop light right



PART NO

18-8570-001

18-8570-101

12-1570-001

12-1570-101

12-1570-204

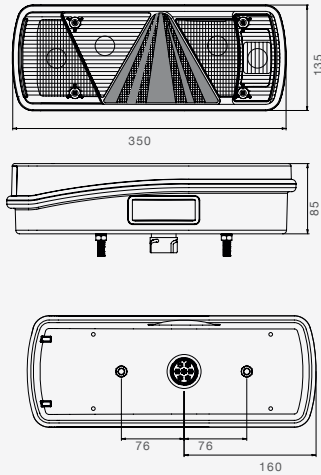
12-1574-204

ECOPOINT II WITH TRIANGLE

TAIL, STOP, DIRECTION INDICATOR, FOG, REVERSE LIGHT INCL. TRIANGLE REFLECTOR AND SML



7 PIN ASS2.1 CONNECTOR, BULBS INCLUDED



DESCRIPTION

left without SML
right without SML
left + SML
right + SML



PART NO

25-2800-017
25-2900-017
25-2800-537
25-2900-537

SPARE PARTS AND ACCESSORIES

DESCRIPTION

lens left
lens right



PART NO

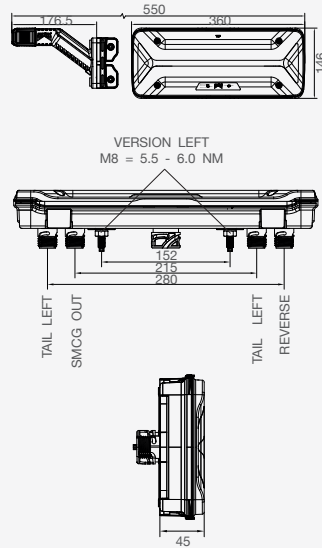

18-8528-002
18-8529-002

12V LAMPS REAR LAMPS



ECOLED II

WITH 7 PIN ASS2 CONNECTION



GENERAL DESCRIPTION

- LED Rear Lamp with replaceable lens
- spare lens can be used on both sides
- reduction in the variety of spare parts: By simply rotating the lens, the Rear Lamp can be adjusted to the mounting position (LH / RH)
- innovative Glowing Body Technology as Tail Light
- increased visibility due to large luminous area of the Tail & Stop Light functions
- progressive Direction Indicator
- ISO pulse 13207-1 as standard (for 24 V)
- practical click system facilitates the mounting of the lens
- chemical and scratch-resistant lens
- SMCG (Sidemarker Control Gear) included (for version with 2-pin outputs) according to ECE 48, Rev. 6
- intelligent partial deactivation of the Stop Light when the rear fog light is activated
- LED End Outline Marker is mounted with a mounting bracket which has a predetermined breaking point
- optional with 4 x 2-pin connections on the rear of the lamp (distributor function)

DESCRIPTION

- left 7 pin
- right 7 pin
- left 7 pin + 4 x 2 pin ASS2
- right 7 pin + 4 x 2 pin ASS2
- left 7 pin + 4 x 2 pin ASS2
- Superpoint IV
- right 7 pin + 4 x 2 pin ASS2
- Superpoint IV



PART NO

- 25-4121-007
- 25-4120-007
- 25-4121-017
- 25-4120-017
- 25-4121-027
- 25-4120-027

WITH 7 PIN AMP (DIN 72585) CONNECTION

DESCRIPTION

- left 7 pin
- right 7 pin
- left 7 pin + 4 x 2 pin
- SuperSeal
- right 7 pin + 4 x 2 pin
- SuperSeal
- left 7 pin + 4 x 2 pin
- SuperSeal Superpoint IV
- right 7 pin + 4 x 2 pin
- SuperSeal Superpoint IV



PART NO

- 25-4121-037
- 25-4120-037
- 25-4121-047
- 25-4120-047
- 25-4121-057
- 25-4120-057

ECOLED II TRUCK WITH 7 PIN AMP (DIN 72585) CONNECTION

DESCRIPTION

- left 7 pin
- right 7 pin

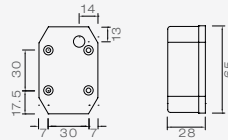


PART NO

- 25-4121-067
- 25-4120-067

FLEXIPOINT I WHITE POSITION LAMP WHITE WITH REFLECTOR

DC FLATCABLE, BULBS INCLUDED



DESCRIPTION

- 0.5 m
- 0.5 m, bracket 100 mm
- 1.0 m, bracket 100 mm
- 0.5 m, mud guard bracket
- 0.5 m, straight rubber bracket
- 1.3 m, flat bracket (mounting with space)
- 0.5 m, 90° bracket, horizontal mounting
- 0.5 m, soft bracket
- 0.5 m, bracket 150 mm



PART NO

- 31-6509-027**
- 31-6569-037**
- 31-6569-287**
- 31-6569-077**
- 31-6569-127**
- 31-6569-547**
- 31-6569-197**
- 31-6569-537**
- 31-6509-007**

SPARE PARTS AND ACCESSORIES



DESCRIPTION




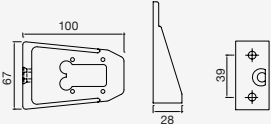

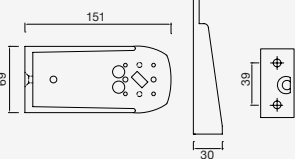

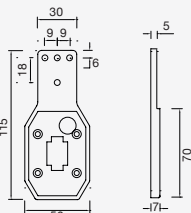

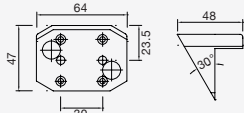

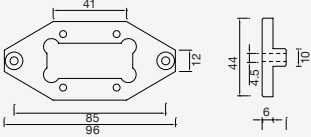

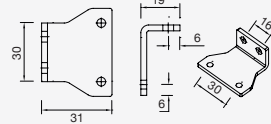

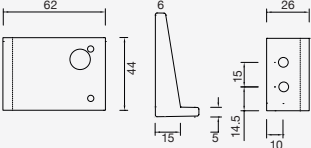

- Flexipoint white, loose without bulb
- lens white
- lens screws
- screws for bracket
- festoon, 12V / 5W, SV8.5-8



PART NO

- 21-6512-007**
- 18-8165-027**
- 14-0292-057**
- 14-0392-057**
- 16-6605-017**

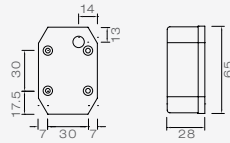
12V LAMPS POSITION LAMPS

		DESCRIPTION	 	PART NO
		bracket 100 mm		15-5310-107
		bracket 150 mm		15-5311-007
		straight rubber bracket		15-5312-107
		mud guard bracket		15-5314-107
		flat bracket		15-5316-007
		90° bracket		15-5318-007
		soft bracket		15-5316-707
		DC connector		15-5976-017



FLEXIPOINT LED WHITE POSITION LAMP WHITE WITH REFLECTOR

DC FLATCABLE



DESCRIPTION

0.5 m
1 m

0.5 m bracket 100 mm
1 m bracket 100 mm

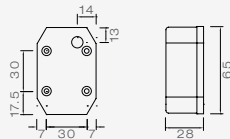


PART NO

31-6309-007
31-6309-017

31-6369-007
31-6369-017

DUAL VOLTAGE



DESCRIPTION

0.5 m
1 m

0.5 m bracket 100 mm
1 m bracket 100 mm



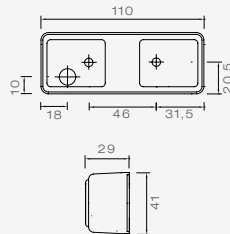
PART NO

31-6309-077
31-6309-087

31-6369-027
31-6369-037

DIFFERENT BRACKETS ON PAGE 53

FLEXIPOINT III WHITE POSITION LAMP WHITE WITH REFLECTOR



DESCRIPTION

including grommet without bulb



PART NO

21-8500-017

SPARE PARTS AND ACCESSORIES



DESCRIPTION

lens white

festoon, 12V / 5W, SV8.5-8



PART NO

18-8185-017

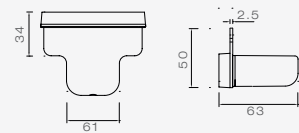
16-6605-017

12V LAMPS POSITION LAMPS



SIDEPOINT WHITE POSITION LAMP WHITE WITH REFLECTOR

DC FLATCABLE, BULBS INCLUDED



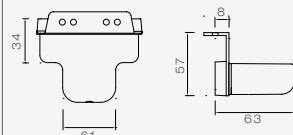
DESCRIPTION

0.5 m, straight bracket



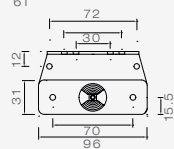
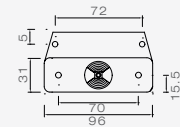
PART NO

31-5069-017



0.5 m, 90° bracket

31-5069-007



SPARE PARTS AND ACCESSORIES



DESCRIPTION

Sidepoint surface mounting, 90° bracket, loose in plastic bag



PART NO

21-5000-064



Sidepoint built-in version, incl. rubber pad, loose in plastic bag

21-5000-074



lens + screws

21-5000-024




rubber pad

11-2128-194



bulb 12V / 4W, BA9s

16-6104-017

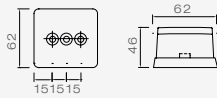


DC connector

15-5976-017

SQUAREPOINT WHITE POSITION LAMP WHITE

WITH REFLECTOR, DC FLATCABLE, BULBS INCLUDED



DESCRIPTION

0.5 m
1.5 m
3.0 m



PART NO

31-5209-007
31-5209-017
31-5209-027



0.5 m, bracket 100 mm, left
0.5 m, bracket 100 mm, right

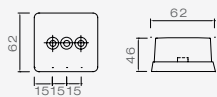
31-5269-017
31-5269-027



0.5 m, mud guard bracket

31-5269-047

WITHOUT REFLECTOR



DESCRIPTION

incl. grommet, without bulb



PART NO

21-5100-017

SPARE PARTS AND ACCESSORIES



DESCRIPTION

Squarepoint white
with reflector, loose without
bulb



PART NO

21-5200-017



lens white, with reflector

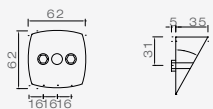
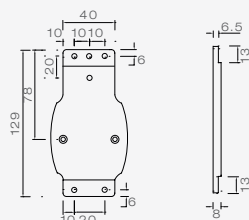
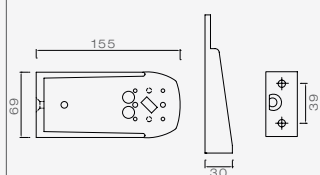
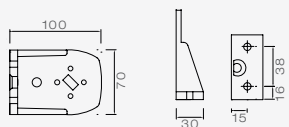

18-8152-007



lens white, without reflector

18-8151-007

12V LAMPS POSITION LAMPS



DESCRIPTION

festoon, 12V / 5W, SV8.5-8

DC connector

bracket 100 mm

bracket 150 mm

straight rubber bracket

mud guard bracket



PART NO

16-6605-017

15-5976-017

15-5310-007

15-5311-007

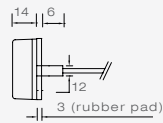
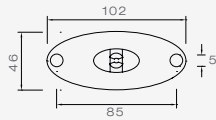
15-5312-007

15-5314-007



FLATPOINT II WHITE LED POSITION LAMP LED WHITE WITH REFLECTOR

DC FLATCABLE



DESCRIPTION

1.0 m
0.5 m



PART NO
31-6909-007
31-6909-017

0.5 m 90° bracket "Z"

31-6969-007

DUAL VOLTAGE



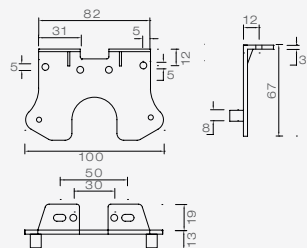
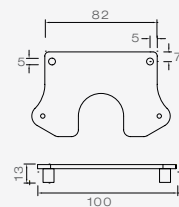

DESCRIPTION

1.0 m



PART NO
31-6909-067

SPARE PARTS AND ACCESSORIES



DESCRIPTION

rubber pad
screws for bracket
DC connector
straight bracket
bracket, 90° "Z"



PART NO
15-5111-007
14-0418-307
15-5976-017
15-5321-007
15-5321-107

12V LAMPS POSITION LAMPS

		<p>DESCRIPTION</p> <p>bracket, 90° "C"</p>		<p>PART NO</p> <p>15-5321-207</p>
--	--	---	--	--

<p>POSIPOINT II WHITE LED POSITION LAMP LED WHITE </p>					
<p>DC FLATCABLE</p>					
		<p>DESCRIPTION</p> <p>0.5 m 5.0 m</p>		<p>PART NO</p> <p>31-7109-007 31-7109-017</p>	

<p>SPARE PARTS AND ACCESSORIES</p>				
	<p>DESCRIPTION</p> <p>housing for Posipoint II DC connector</p>		<p>PART NO</p> <p>15-5609-107 15-5976-017</p>	

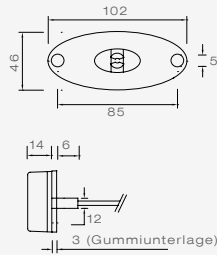
<p>MONOPOINT II WHITE SLIM LED POSITION LAMP LED WHITE </p>					
<p>DC FLATCABLE</p>					
		<p>DESCRIPTION</p> <p>0.5 m</p>		<p>PART NO</p> <p>31-6709-007</p>	

<p>SPARE PARTS AND ACCESSORIES</p>				
	<p>DESCRIPTION</p> <p>DC connector</p>		<p>PART NO</p> <p>15-5976-017</p>	

FLATPOINT II RED LED POSITION LAMP LED RED WITH REFLECTOR



DC FLATCABLE



DESCRIPTION

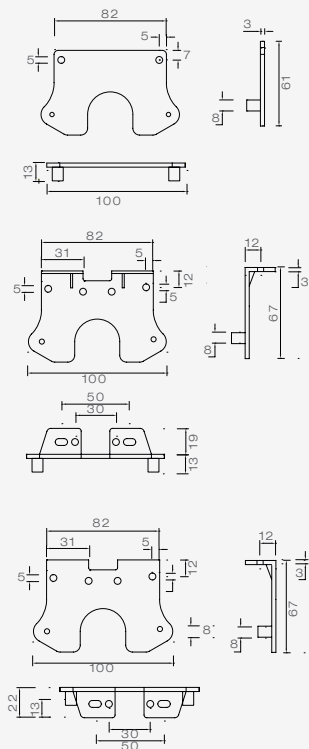
0.5 m



PART NO

31-6409-007

SPARE PARTS AND ACCESSORIES



DESCRIPTION

rubber pad

screws for bracket

DC connector

straight bracket

bracket 90° "Z"

bracket 90° "C"



PART NO

15-5111-007

14-0418-307

15-5976-017

15-5321-007

15-5321-107

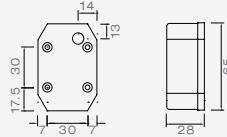
15-5321-207

12V LAMPS POSITION LAMPS



FLEXIPOINT I RED POSITION LAMP RED WITH REFELCTOR

DC FLATCABLE, BULBS INCLUDED (GROMMET VERSION)



DESCRIPTION

0.5 m

0.5 m bracket 100 mm

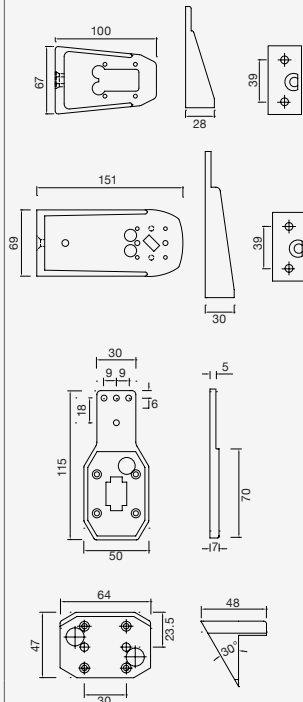


PART NO

31-6509-067

31-6569-557

SPARE PARTS AND ACCESSORIES



DESCRIPTION

Flexipoint red, loose without bulb

lens red

lensscrews

screws for bracket

festoon, 12V / 5W, SV8.5-8

DC connector

bracket 100 mm

bracket 150 mm

straight rubber bracket

mud guard bracket



PART NO

21-6510-007

18-8165-007

14-0292-057

14-0392-057

16-6605-017


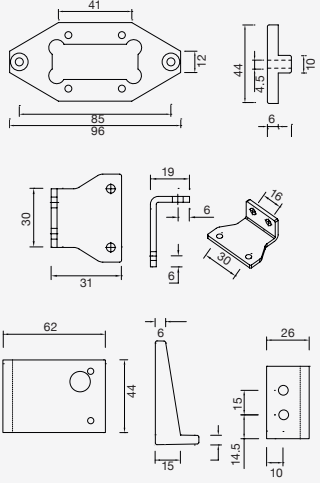

15-5976-017


15-5310-107

15-5311-007


15-5312-107

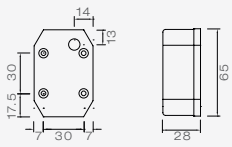
15-5314-107

		DESCRIPTION		PART NO
		flat bracket		15-5316-007
		90° bracket		15-5318-007
		soft bracket		15-5316-707

FLEXIPOINT LED RED 

DC FLATCABLE







DIFFERENT BRACKETS ON PAGE 61

DESCRIPTION

0.5 m




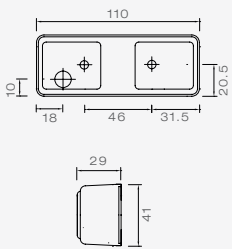


PART NO

31-6309-067


FLEXIPOINT III RED POSITION LAMP RED WITH REFLECTOR





DESCRIPTION


with grommet, loose without bulb



PART NO

21-8500-027


SPARE PARTS AND ACCESSORIES



DESCRIPTION

lens red

festoon, 12V / 5W, SV8.5-8



PART NO

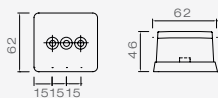
18-8185-027

16-6605-017

12V LAMPS POSITION LAMPS

SQUAREPOINT RED POSITION LAMP RED

WITHOUT REFLECTOR, DC FLATCABLE, BULB INCLUDEDL



DESCRIPTION

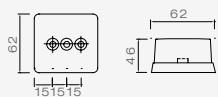
with 0.5 m DC cable



PART NO

31-5309-007

WITHOUT REFLECTOR



DESCRIPTION

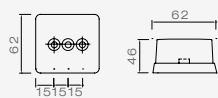
with grommet, loose without bulb



PART NO

21-5300-007

WITH REFLECTOR



DESCRIPTION

with grommet, loose without bulb

PART NO

21-5400-017

SPARE PARTS AND ACCESSORIES



DESCRIPTION

lens red without reflector

festoon, 12V / 5W, SV8.5-8

DC connector

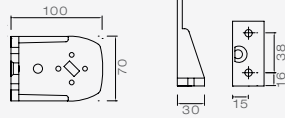


PART NO

18-8153-007

16-6605-017

15-5976-017



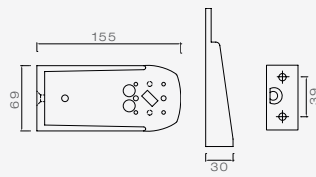
DESCRIPTION

bracket 100 mm



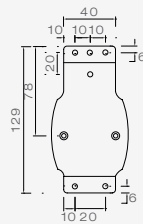
PART NO

15-5310-007



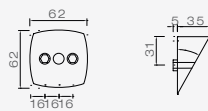
bracket 150 mm

15-5311-007



straight rubber bracket

15-5312-007



mud guard bracket

15-5314-007

12V LAMPS POSITION LAMPS

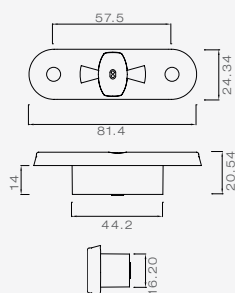
POSIPOINT II RED LED POSITION LAMP LED RED



ADR-Zone 2 approved

IP6K9K

DC FLATCABLE



DESCRIPTION

0.5 m
5.0 m



PART NO

31-7209-007
31-7209-017

SPARE PARTS AND ACCESSORIES



DESCRIPTION

housing for Posipoint II
DC connector



PART NO

15-5609-107
15-5976-017

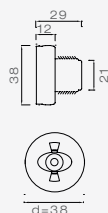
MONOPOINT II RED SLIM LED POSITION LAMP LED RED



ADR-Zone 2 approved

IP6K9K

DC FLATCABLE



DESCRIPTION


0.5 m



PART NO

31-6809-007

SPARE PARTS AND ACCESSORIES



DESCRIPTION

DC connector



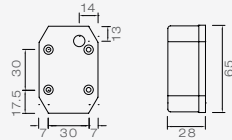
PART NO

15-5976-017

SIDE MARKER LAMPS

FLEXIPOINT I SIDE MARKER LAMP WITH REFLECTOR

DC FLATCABLE, BULBS INCLUDED (GROMMET VERSION)



DESCRIPTION

0.8 m

0.5 m bracket 100 mm

0.8 m, 90° bracket,
horizontal mounting

0.5 m, flat bracket (mounting
plan)



PART NO

31-6509-127

31-6569-017

31-6569-307

31-6569-387

SPARE PARTS AND ACCESSORIES



DESCRIPTION

Flexipoint yellow, loose,
without bulb

lens yellow

lens screws
screws for bracket



PART NO






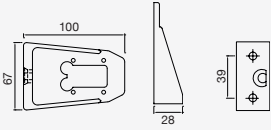

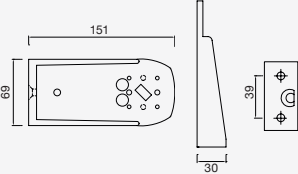

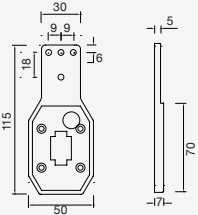

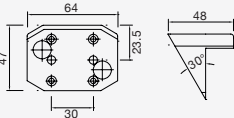

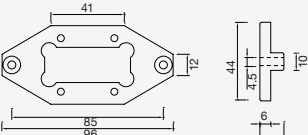

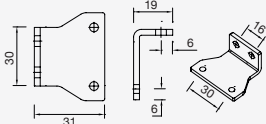

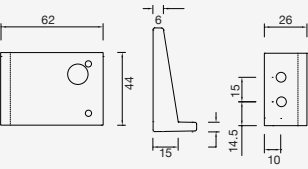
21-6511-007

18-8165-017

14-0292-057

14-0392-057

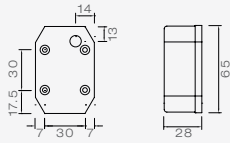
12V LAMPS SIDE MARKER LAMPS

		DESCRIPTION	 	PART NO
		festoon 12V / 5W, SV8, 5-8		16-6605-017
		DC connector		15-5976-017
		bracket 100 mm		15-5310-107
		bracket 150 mm		15-5311-007
		straight rubber bracket		15-5312-107
		mud guard bracket		15-5314-107
		flat bracket		15-5316-007
		90° bracket		15-5318-007
		soft bracket		15-5316-707



FLEXIPOINT LED SIDE MARKER LAMP WITH REFLECTOR

DC FLATCABLE



DESCRIPTION

0.5 m



PART NO

31-6309-047

DC FLATCABLE 



DESCRIPTION

0.5 m

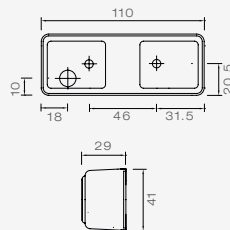


PART NO

31-6309-057

DIFFERENT BRACKETS ON PAGE 67

FLEXIPOINT III SIDE MARKER LAMP WITH REFLECTOR



DESCRIPTION

with grommet, loose,
without bulb



PART NO

21-8500-007

SPARE PARTS AND ACCESSORIES



DESCRIPTION

lens yellow

festoon 12V / 5W, SV8, 5-8



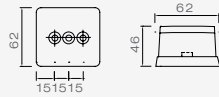
PART NO

18-8185-017

16-6605-017

12V LAMPS SIDE MARKER LAMPS

SQUAREPOINT YELLOW SIDE MARKER LAMP WITH REFLECTOR



DESCRIPTION

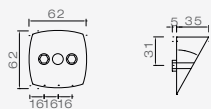
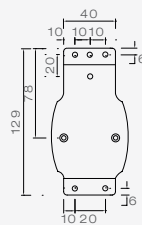
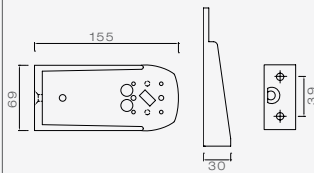
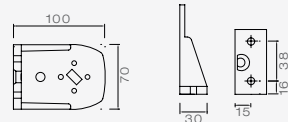

with grommet, loose, without bulb



PART NO

21-5600-007

SPARE PARTS ACCESSORIES



DESCRIPTION

lens yellow with reflector

festoon 12V / 5W, SV8, 5-8

DC connector

bracket 100 mm

bracket 150 mm

straight rubber bracket

mud guard bracket



PART NO

18-8156-007

16-6605-017

15-5976-017

15-5310-007

15-5311-007

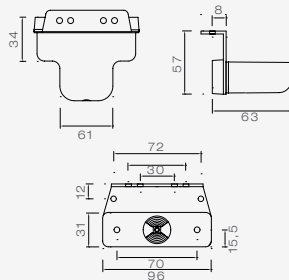
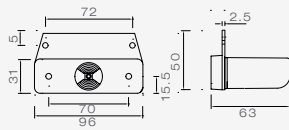
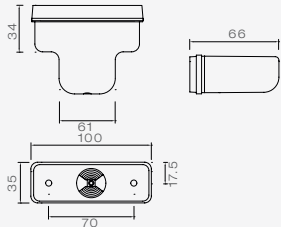
15-5312-007

15-5314-007

SIDEPOINT YELLOW WITH REFLECTOR SML WITH REFLECTOR



DC FLATCABLE, BULB INCLUDED



DESCRIPTION

0.3 m, rubber pad, built-in version

0.3 m, straight bracket

0.3 m, 90° bracket




PART NO

31-2819-007

31-2869-007

31-2869-017

SPARE PARTS AND ACCESSORIES



DESCRIPTION

Sidepoint built-in, with rubber pad, loose in plastic bag

Sidepoint straight bracket, loose in plastic bag

Sidepoint bracket 90°, loose in plastic bag

lens yellow with screws, loose in plastic bag

rubber pad

bulb 12V / 4W, BA9s

DC connector



PART NO

21-2801-014

21-2800-044

21-2800-024

21-2800-004

11-2128-194

16-6104-017

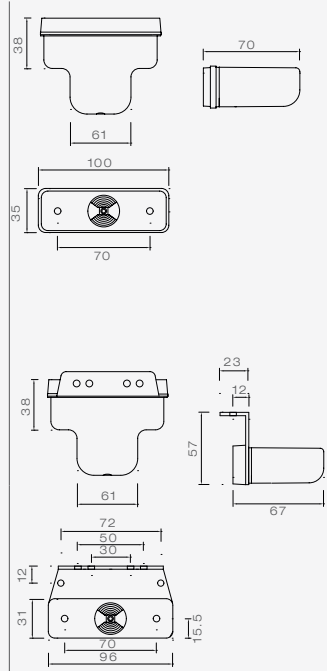
15-5976-017

12V LAMPS SIDE MARKER LAMPS



FLATPOINT I LED SIDE MARKER LAMP LED WITH REFLECTOR

DC FLATCABLE



DESCRIPTION

0.3 m, built-in version
0.3 m, rubber pad, built-in version

0.3 m, straight bracket

0.3 m, 90° bracket




PART NO

31-2219-017
31-2219-027

31-2269-007

31-2219-007

SPARE PARTS AND ACCESSORIES



DESCRIPTION

Flatpoint I built-in, loose in plastic bag

Flatpoint I built-in with rubber pad, loose in plastic bag

Flatpoint I straight bracket, loose in plastic bag

Flatpoint I 90° bracket, loose in plastic bag

lens yellow, loose in plastic bag

rubber pad

DC connector



PART NO

21-2201-024

21-2201-034

21-2200-044

21-2200-034

21-2200-024

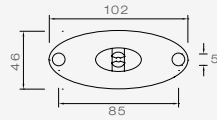
11-2128-194

15-5976-017

FLATPOINT II LED SIDE MARKER LAMP LED WITH REFLECTOR



DC FLATCABLE



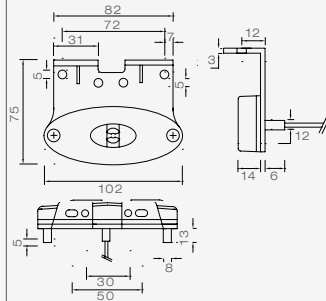
DESCRIPTION

0.5 m
1.0 m



PART NO

31-2309-027
31-2309-037

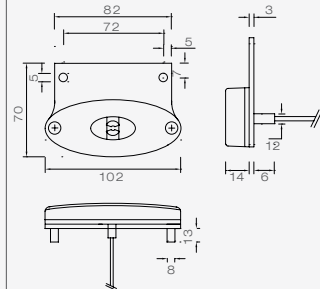


0.5 m, bracket „Z“

1.5 m, bracket „Z“

31-2369-027

31-2369-037

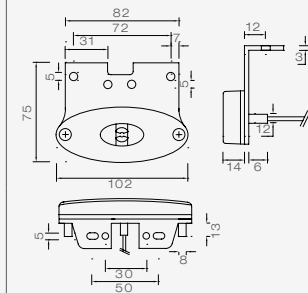


0.5 m, straight bracket

1.0 m, straight bracket

31-2369-017

31-2369-057



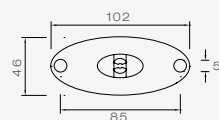
0.5 m bracket „C“

2.0 m bracket „C“

31-2369-047

31-2369-067

DUAL VOLTAGE



DESCRIPTION

1 m

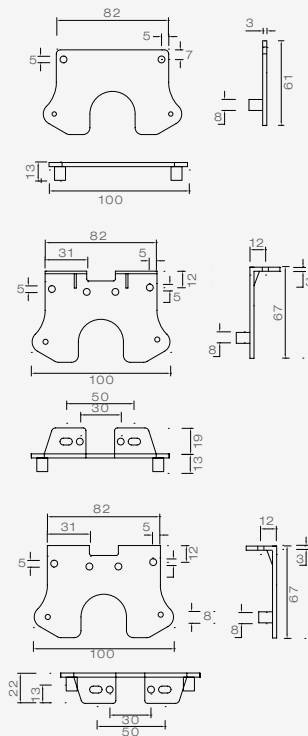




PART NO

31-2309-087

12V LAMPS SIDE MARKER LAMPS

SPARE PARTS AND ACCESSORIES



DESCRIPTION

rubber pad

screws for bracket

DC connector

straight bracket

90° bracket „Z“

90° bracket „C“



PART NO

15-5111-007

14-0418-307

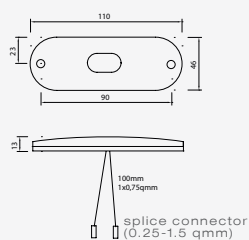
15-5976-017

15-5321-007

15-5321-107

15-5321-207

FLATPOINT III LED SIDE MARKER LAMP LED WITH REFLECTOR



DESCRIPTION

0.1 m, splice connector



PART NO

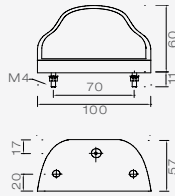
21-2410-017

NUMBER PLATE LIGHTS

REGPOINT NUMBER PLATE LIGHT



DC-FLATCABLE, BULB INCLUDED



DESCRIPTION

0.8 m
1.5 m

0.8 m, red lens



PART NO

36-3209-017
36-3209-027

36-3209-147

SPARE PARTS AND ACCESSORIES



DESCRIPTION

lamp loose with grommet

transparent red lens

DC connector

festoon 12V / 5W, SV8, 5-8



PART NO

26-3200-007

18-8630-104

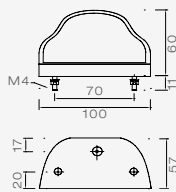
15-5976-017

16-6605-017

REGPOINT LED NUMBER PLATE LIGHT LED



DC-FLATCABLE



DESCRIPTION

0.8 m



PART NO

36-3509-007

SPARE PARTS AND ACCESSORIES



DESCRIPTION

DC connector



PART NO

15-5976-017

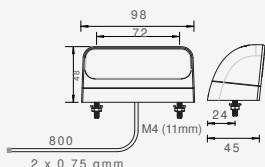
12V LAMPS NUMBER PLATE LIGHTS



REGPOINT II LED NUMBER PLATE LIGHT LED



DC-FLATCABLE



DESCRIPTION

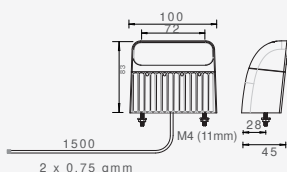


0,8 m
1,5 m

PART NO

36-3809-007
36-3809-017

VERSION FOR SINGLE MOUNTING, DC FLATCABLE



DESCRIPTION



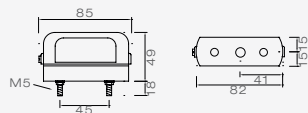
1,5 m

PART NO

36-3869-007

REGPOINT SMALL NUMBER PLATE LIGHT

DC-FLATCABLE, BULB INCLUDED



DESCRIPTION



0,8 m
1,5 m

PART NO

36-1209-017
36-1209-027

SPARE PARTS AND ACCESSORIES



DESCRIPTION



lamp lose with grommet
DC connector
festoon 5W / 12V

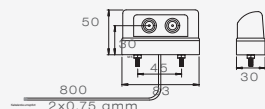
PART NO

26-1200-007
15-5976-017
16-6605-017

REGPOINT SMALL LED NUMBER PLATE LIGHT



DC-FLATCABLE



DESCRIPTION



0,8 m

PART NO

36-1209-707

SPARE PARTS AND ACCESSORIES



DESCRIPTION



DC connector

PART NO

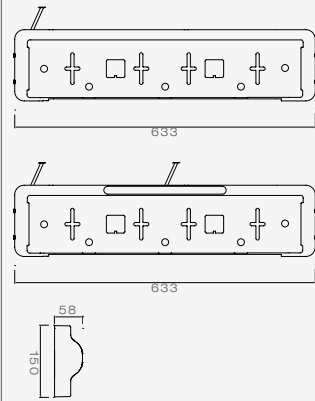
15-5976-017

NUMBER PLATE PAD



NUMBER PLATE BRACKET INCLUDING 2 X NUMBER PLATE LIGHT LED

DC-FLATCABLE



DESCRIPTION

0.8 m

0.8 m + 3rd stop light 1.0 m




PART NO

36-3769-007

36-3769-017

SPARE PARTS AND ACCESSORIES



DESCRIPTION

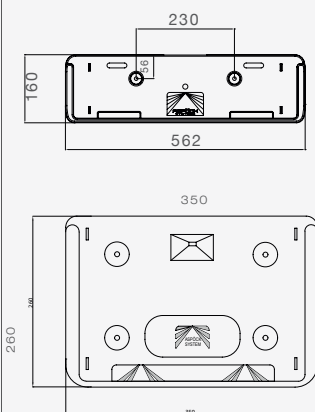
DC connector



PART NO

15-5976-017

NUMBER PLATE PAD



DESCRIPTION

Number plate pad
520 x 120 x 28 mm

Number plate pad „Version
UK“, 345 x 256 x 28 mm



PART NO

15-5392-017

15-5398-507

SPARE PARTS AND ACCESSORIES



DESCRIPTION

bracket for Regpoint Lamp



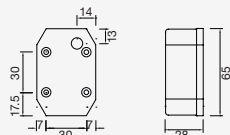
PART NO

15-5398-067

12V LAMPS END OUTLINE MARKER

FLEXIPOINT I RED/WHITE END OUTLINE MARKER LAMP RED/WHITE

DC-FLATCABLE, BULB INCLUDED



DESCRIPTION

0.5 m

0.5 m, straight rubber bracket, right

0.5 m, straight rubber bracket, left

2.5 m, flat bracket (mounting plan)

1.0 m, bracket 100 mm



PART NO

31-6509-047

31-6569-707


31-6569-717

31-6569-377

31-6569-627



SPARE PARTS AND ACCESSORIES



DESCRIPTION

Flexipoint red/white, loose, without bulb

lens red/white

lens screws
screws for bracket

festoon 12V / 5W, SV8, 5-8

DC connector



PART NO

21-6513-007


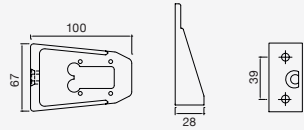



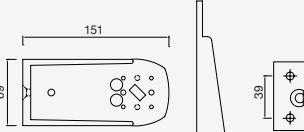

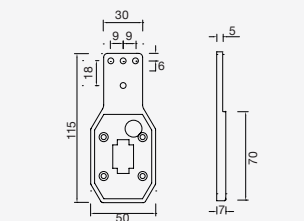

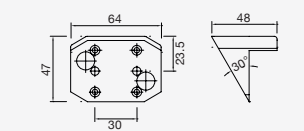

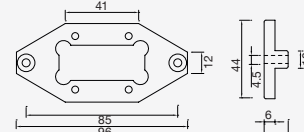

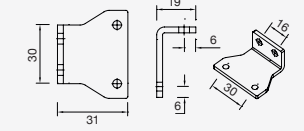

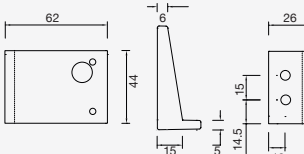
18-8165-037

14-0292-057

14-0392-057

16-6605-017

15-5976-017

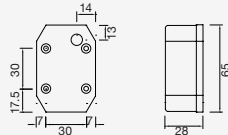
Image	Technical Drawing	DESCRIPTION	Icons	PART NO
		bracket 100 mm	 	15-5310-107
		bracket 150 mm		15-5311-007
		straight rubber bracket		15-5312-107
		mud guard bracket		15-5314-107
		flat bracket		15-5316-007
		90° bracket		15-5318-007
		soft bracket		15-5316-707

12V LAMPS END OUTLINE MARKER



FLEXIPOINT LED RED/WHITE

DC-FLATCABLE



DESCRIPTION

0.5 m
3 m



PART NO

31-6309-027
31-6309-037

DIFFERENT BRACKETS ON PAGE 78

DC-FLATCABLE AND STRAIGHT RUBBER BRACKET



DESCRIPTION

0.5 m left
0.5 m right
3 m left
3 m right

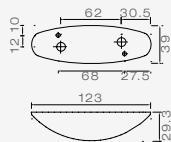


PART NO

31-6369-047
31-6369-057
31-6369-067
31-6369-077

FLEXIPOINT II RED/WHITE END OUTLINE MARKER LAMP RED/WHITE

DC-FLATCALBE, BULB INCLUDED (BLACK BASE)



DESCRIPTION

2.25 m
0.25 m



PART NO

31-4709-007
31-4709-027

DC-FLATCALBE, BULB INCLUDED (GREY BASE)



DESCRIPTION


2.50 m



PART NO

31-4709-037

SPARE PARTS AND ACCESSORIES



DESCRIPTION

lamp loose with grommet
black without bulb

lamp loose with grommet grey
without bulb

festoon 12V / 5W, SV8, 5-8

DC connector



PART NO

21-4700-007

21-4700-107

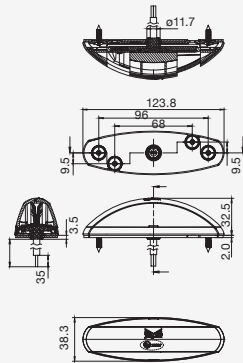
16-6605-017

15-5976-017

FLEXIPOINT II LED RED/WHITE



DC FLATCABLE (BLACK BASE)



DESCRIPTION

2.5 m DC cable,
black base



PART NO

21-8524-007

DC FLATCABLE (GREY BASE)



DESCRIPTION

2.5 m DC cable,
grey base

5 m DC cable,
grey base



PART NO

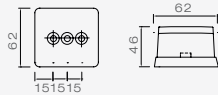
21-8524-027

21-8524-037

12V LAMPS END OUTLINE MARKER

SQUAREPOINT RED/WHITE END OUTLINE MARKER LAMP RED/WHITE

DC-FLATCALBE, BULB INCLUDED



DESCRIPTION

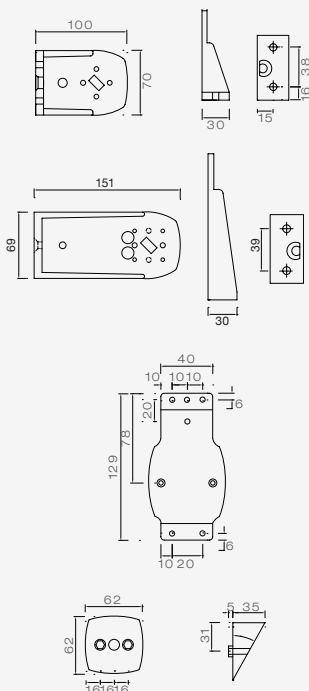
2 m



PART NO

31-5709-007

SPARE PARTS AND ACCESSORIES



DESCRIPTION

Squarepoint red/white, loose without bulb

lens red/white

festoon 12V / 5W, SV8, 5-8

DC connector

bracket 100 mm

bracket 150 mm

straight rubber bracket

mud guard bracket



PART NO

21-5700-007

18-8157-007

16-6605-017

15-5976-017

15-5310-007

15-5311-007

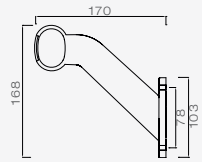
15-5312-007

15-5314-007



SUPERPOINT II END OUTLINE MARKER LAMP RED/WHITE WITH SIDE MARKER LAMP, DC-FLATCABLE, BULB INCLUDED

STANDARD VERSION



DESCRIPTION

1 m, right, cable entry below
1 m, left, cable entry below



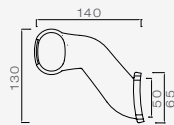
PART NO

31-3409-007
31-3409-017

1 m, right, cable entry lateral
1 m, left, cable entry lateral

31-3409-107
31-3409-117

ECOPOINT VERSION



DESCRIPTION

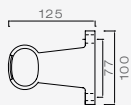
1.0 m, right
1.0 m, left



PART NO

31-3609-007
31-3609-017

SHORT VERSION



DESCRIPTION

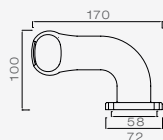
1.0 m, left / right
0.5 m, right - 90° bracket
0.5 m, left - 90° bracket



PART NO

31-3709-017
31-3769-007
31-3769-017

EARPOINT VERSION



DESCRIPTION

1.0 m, left
1.0 m, right

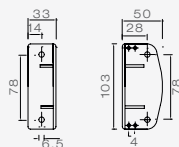



PART NO

31-3809-007
31-3809-017

12V LAMPS END OUTLINE MARKER

SPARE PARTS AND ACCESSORIES



DESCRIPTION

lens red / white / yellow

90° bracket (only for standard version and short version)

DC connector

bulb 12V / 4W BA9s



PART NO

18-8136-007

15-5313-007

15-5976-017

16-6104-017

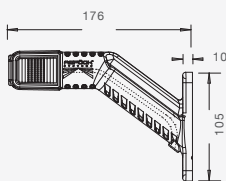
SUPERPOINT IV LED



END OUTLINE MARKER LAMP LED RED/WHITE/ORANGE,
DC FLAT CABLE



VERSION STANDARD, SIDE MARKER LAMP ORANGE



DESCRIPTION

1 m, right, SML orange
1 m, left, SML orange

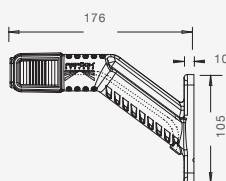


PART NO

31-3109-007

31-3109-017

VERSION STANDARD, SIDE MARKER LAMP RED



DESCRIPTION

1 m, right, SML red
1 m, left, SML red

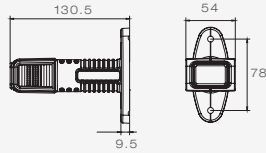


PART NO

31-3109-047

31-3109-057

SHORT VERSION



DESCRIPTION

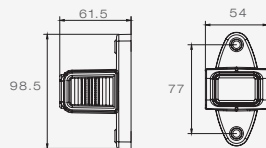
1 m, right, SML orange
1 m, left, SML orange



PART NO

31-3109-107
31-3109-117

DIRECT MOUNTING VERSION



DESCRIPTION

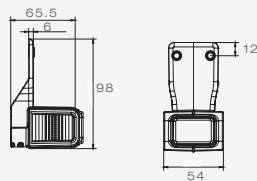
1 m, right, SML orange
1 m, left, SML orange



PART NO

31-3109-067
31-3109-077

PENDULAR BRACKET VERSION



DESCRIPTION

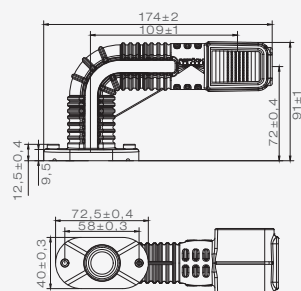
1 m, right, SML orange
1 m, left, SML orange



PART NO

31-3109-087
31-3109-097

VERSION „EARPOINT“



DESCRIPTION

1 m, right, SML orange
1 m, left, SML orange



PART NO

31-3109-127
31-3109-137

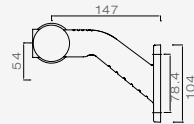
12V LAMPS END OUTLINE MARKER



SUPERPOINT III LED

END OUTLINE MARKER LAMP LED RED/WHITE/ORANGE,
DC FLAT CABLE, INCLUDING DC CONNECTION

STANDARD VERSION



DESCRIPTION

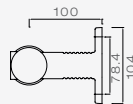
1 m, left
1 m, right



PART NO

31-3309-007
31-3309-017

SHORT VERSION



DESCRIPTION

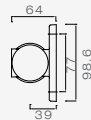
1 m, left / right



PART NO

31-3309-027

DIRECT MOUNTING VERSION



DESCRIPTION

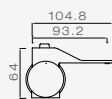
1 m, left / right



PART NO

31-3309-037

PENDULAR BRACKET VERSION



DESCRIPTION

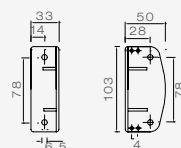
1 m, right
1 m, left



PART NO

31-3309-047
31-3309-057

SPARE PARTS AND ACCESSORIES



DESCRIPTION

DC connector



PART NO

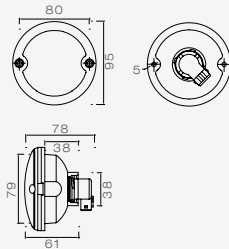
15-5976-017

90° bracket (only for standard
direct and short version)

15-5313-007

DIRECTION INDICATOR - ROUNDPOINT CLEAR GLASS DESIGN

2PIN CONNECTION, BULB INCLUDED



DESCRIPTION

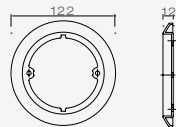
direction lamp, orange



PART NO

21-7500-007

SPARE PARTS AND ACCESSORIES



DESCRIPTION

ring chrome
ring red
ring orange



PART NO

15-5200-007
15-5200-017
15-5200-027



O-ring self adhesive

15-5111-207



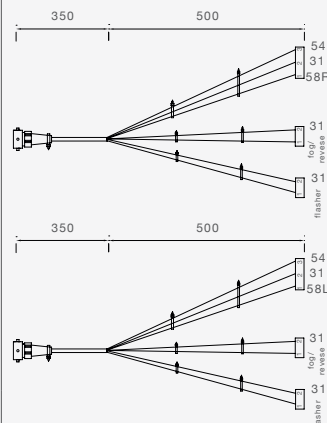
bulb 12V / 21W, BA15s
(direction indicator, reverse and fog)

16-6121-017



2 pin connector, female
for Roundpoint including con-
tacts and single wire
isolation in plastic bag

13-3081-014



right adapter, 5 pin bayonet
on connection for Roundpoint
(reverse or fog, tail, stop and
direction lamp) female

66-1563-007

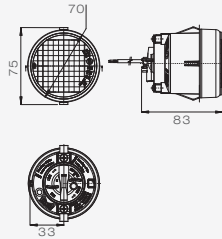
left adapter, 5 pin bayonet
on connection for Roundpoint
(reverse or fog, tail, stop and
direction lamp) female

66-1564-007

12V LAMPS DIRECTION INDICATOR

ROUNDPOINT II DIRECTION INDICATOR

2 PIN WIRED, BULB INCLUDED



DESCRIPTION

direction indicator, orange
1.8 m open ended cable

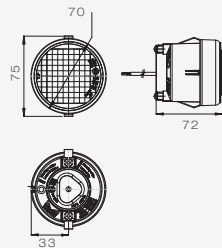


PART NO

31-7600-007

ROUNDPOINT II LED DIRECTION INDICATOR

2 PIN WIRED



DESCRIPTION

direction indicator, orange
1.8 m open ended cable



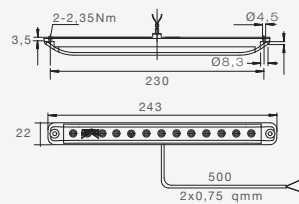
PART NO

31-7600-707



LINEPOINT I DIRECTION INDICATOR

2 PIN WIRED



DESCRIPTION

direction indicator, 0.5 m
open ended cable



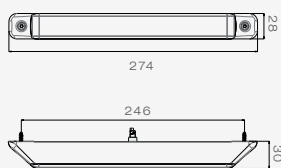
PART NO

31-9221-007



LINEPOINT II DIRECTION INDICATOR

2 PIN WIRED



DESCRIPTION

direction indicator, 0.5 m
open ended cable,
360° Homologation

„progressive direction indicator“
left 0.5 m open ended cable

„progressive direction indicator“
right 0.5 m open ended cable



PART NO

31-9231-007

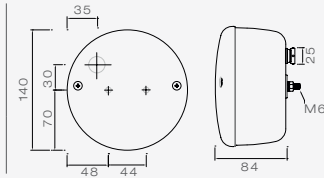
31-9231-207

31-9231-217



FOG LAMPS

FOG LAMP 140 MM LED



DESCRIPTION

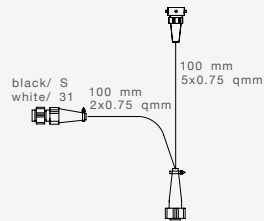
5 pin bayonet connector



PART NO

27-8400-717

SPARE PARTS AND ACCESSORIES



DESCRIPTION

adapter for standard main cable with 5 pin bayonet (2 x 5 pin bayonet with connection for fog and reverse)

solution for electronic troubles

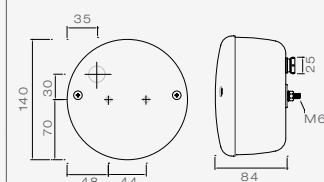


PART NO

66-5041-007

see page 134

FOG LAMP 140 MM



DESCRIPTION

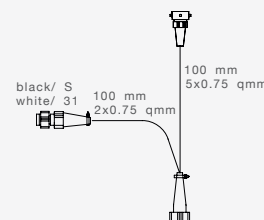

5 pin bayonet connector, bulb included



PART NO

27-8000-517

SPARE PARTS AND ACCESSORIES



DESCRIPTION

lens + screws for fog lamp

bulb 12V / 21W, BA15s

adapter for standard main cable with 5 pin bayonet (2 x 5 bayonet with connection for fog and reverse)



PART NO

18-8780-107

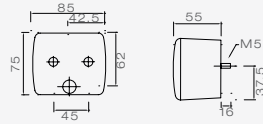
16-6121-017

66-5041-007

12V LAMPS FOG LAMPS

FOGPOINT FOG LAMP

2 PIN CONNECTOR, BULB INCLUDED



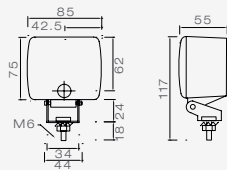
DESCRIPTION

0.2 m, including screws



PART NO

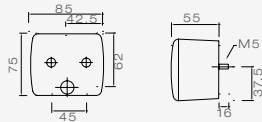
37-6603-037



0.3 m + bracket for 1 screw

37-0003-107

DC FLATCABLE, BULB INCLUDED



DESCRIPTION

0.2 m



PART NO

37-6609-007

SPARE PARTS AND ACCESSORIES



DESCRIPTION

lamp, including grommet,
loose without bulb

PART NO

27-6600-017

lamp with bracket for 1
screw, including grommet,
loose without bulb

27-6610-017

lamp with bracket for 2
screws, including grommet,
loose without bulb

27-6610-027

lens

18-8766-007

DC connector

15-5976-017

bulb 12V / 21W, BA15s

16-6121-017

		<p>DESCRIPTION</p> <p>male connector, including contacts and grommet</p> <p>adapter for standard main cable (2 x 5 pin bayonet with DC-extension for fog/reverse)</p>		<p>PART NO</p> <p>13-0021-007</p> <p>66-5031-007</p>
--	--	--	--	---

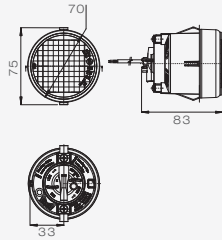
<p>FOG - ROUNDPOINT FOG LAMP IN CLEAR GLASS DESIGN</p>				
		<p>DESCRIPTION</p> <p>2 pin connector, bulb included</p>		<p>PART NO</p> <p>27-7500-007</p>

<p>SPARE PARTS AND ACCESSORIES</p>				
		<p>DESCRIPTION</p> <p>ring chrome ring red ring orange</p> <p>O-ring selfadhesive</p> <p>bulb 12V / 21W, BA15s</p> <p>2 pin connector, female for Roundpoint including contacts and single wire isolation in plastic bag</p> <p>right adapter, 5 pin bayonet on connection for Roundpoint (reverse or fog, tail, stop and direction lamp) female</p> <p>left adapter, 5 pin bayonet on connection for Roundpoint (reverse or fog, tail, stop and direction lamp) female</p>		<p>PART NO</p> <p>15-5200-007 15-5200-017 15-5200-027</p> <p>15-5111-207</p> <p>16-6121-017 13-3081-014</p> <p>66-1563-007</p> <p>66-1564-007</p>

12V LAMPS FOG LAMPS

ROUNDPOINT II FOG LAMP

2 PIN, WIRED, BULB INCLUDED



DESCRIPTION

fog, red, 1.8 m open ended cable

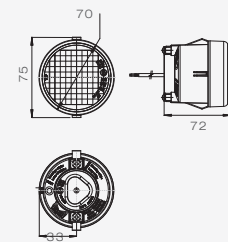


PART NO

37-7600-007

ROUNDPOINT II LED FOG LAMP

2 PIN, WIRED



DESCRIPTION

fog, red, 1.8 m open ended cable



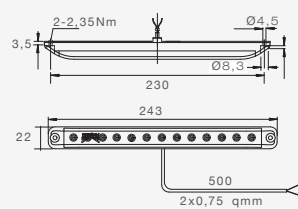
PART NO

37-7600-707



LINEPOINT I FOG LAMP

2 PIN, WIRED



DESCRIPTION

fog, 0.5 m open ended cable,



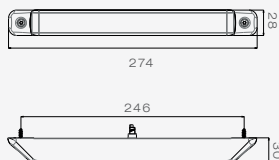
PART NO

37-9220-007



LINEPOINT II FOG LAMP

2 PIN, WIRED



DESCRIPTION

fog, 0.5 m open ended cable,
360° homologation



PART NO

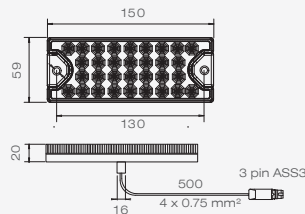
37-9230-007



MINILED II INDICATOR-STOP-TAIL-FOG-REVERSE LAMP



FOG-REVERSE LAMP



DESCRIPTION

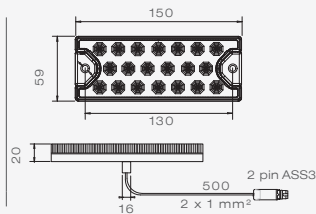
0.5 m with open ended cable
0.5 m with 3 pin ASS3



PART NO

32-7200-007
32-7207-007

FOG LAMP



DESCRIPTION

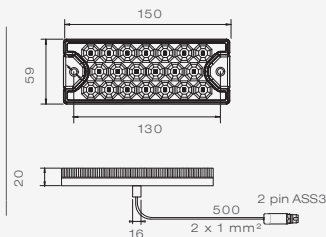
0.5 m with open ended cable
0.5 m with 2 pin ASS3



PART NO

37-7200-007
37-7207-007

REVERSE LAMP



DESCRIPTION

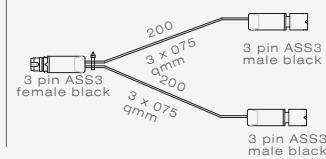
0.5 m with open ended cable
0.5 m with 2 pin ASS3



PART NO

38-7200-007
38-7207-007

SPARE PARTS AND ACCESSORIES



DESCRIPTION

Y-cable 3 pin ASS3



PART NO

65-6502-017

12V LAMPS FOG LAMPS / REVERSING LAMPS

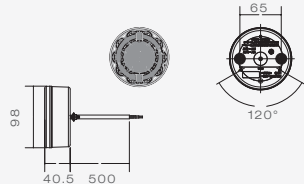
BRASPOINT 98 MM



ADR-Zone 2
approved

IP6K9K

TAIL, FOG AND REVERSE LAMP HORIZONTAL



DESCRIPTION

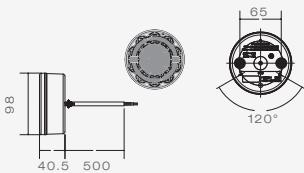
0.5 m with open ended cable
0.5 m with 8 pin bayonet



PART NO

33-8100-107
33-8100-607

TAIL, FOG AND REVERSE LAMP VERTICAL



DESCRIPTION

0.5 m with open ended cable
0.5 m with 8 pin bayonet



PART NO

33-8100-007
33-8100-507

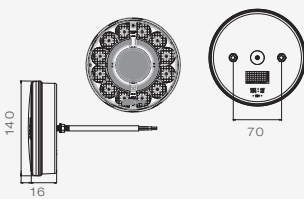
BRASPOINT 140 MM



ADR-Zone 2
approved

IP6K9K

TAIL, FOG AND REVERSE LAMP



DESCRIPTION

0.5 m with open ended cable
0.5 m with 8 pin bayonet



PART NO

33-8100-207
33-8100-707

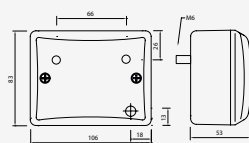
REVERSING LAMP

DC FLATCABLE, BULB INCLUDED, 2 X M6 SCREWS



ADR-Zone 2
approved

IP5K4K



DESCRIPTION

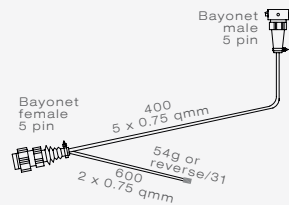
1.0 m



PART NO

38-6809-107

SPARE PARTS AND ACCESSORIES



DESCRIPTION

amp including grommet, without bulb

DC-connector

bulb 12V / 21W, BA15s

adapter for standard main cable (2 x 5 pin bayonet with DC-extension for fog / reverse)



PART NO

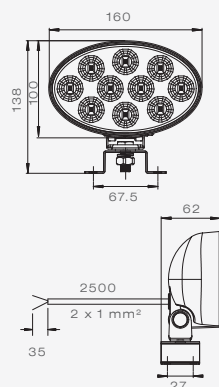
28-6810-007

15-5976-017

16-6121-017

66-5031-007

REVERSING LAMP LED OVAL 



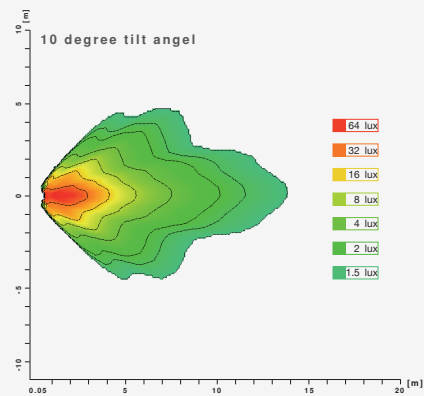
DESCRIPTION

2.5 m with open ended cable



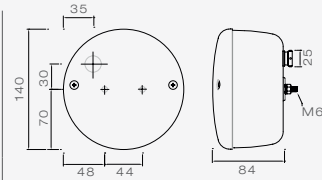
PART NO

38-8200-007



12V LAMPS FOG LAMPS / REVERSING LAMPS

REVERSING LAMP 140 MM




DESCRIPTION

5 pin bayonet connection, bulb included



PART NO
28-8001-517

SPARE PARTS AND ACCESSORIES



DESCRIPTION

lens + screws for reversing lamp

bulb 12V / 21W, BA15s

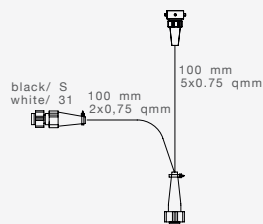
adapter for standard main cable with 5 pin bayonet (2 x 5 pin bayonet with connection for fog / reverse)



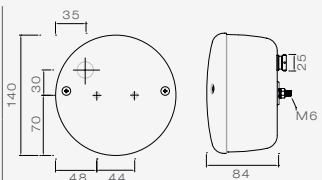
PART NO
18-8880-107

16-6121-017

66-5041-007



REVERSING LAMP 140 MM LED



DESCRIPTION

5 pin bayonet connection



PART NO
28-8100-707

SPARE PARTS AND ACCESSORIES



DESCRIPTION

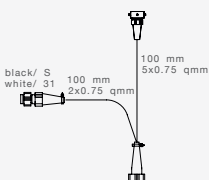
adapter for standard main cable with 5 pin bayonet (2 x 5 pin bayonet with connection for fog / reverse)

solution for electronic troubles



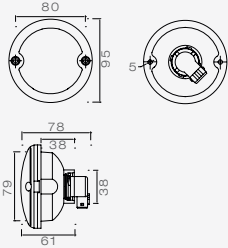
PART NO
66-5041-007

see page 134



REVERSING LAMPS

REVERSING LAMP - ROUNDPOINT REVERSING LAMP WITH CLEAR GLASS DESIGN



DESCRIPTION

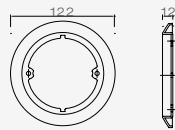
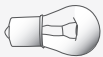
2 pin connector.
bulb included



PART NO

28-7500-007

SPARE PARTS AND ACCESSORIES



DESCRIPTION

ring chrome
ring red
ring orange



PART NO

15-5200-007
15-5200-017
15-5200-027

O-ring self adhesive

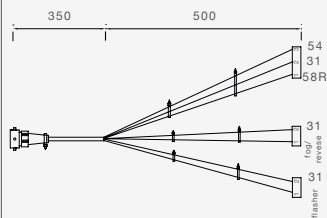
15-5111-207

bulb 12V / 21W, BA15s

16-6121-017

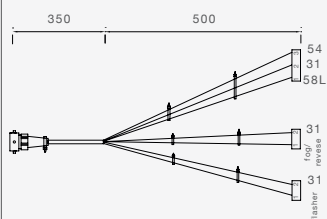
2 pin connector, female
for Roundpoint including con-
tacts and single wire
isolation in plastic bag

13-3081-014



right adapter, 5 pin bayonet
on connection for Roundpoint
(reverse or fog, tail, stop and
direction lamp)

66-1563-007



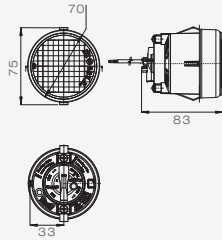
left adapter, 5 pin bayonet
on connection for Roundpoint
(reverse or fog, tail, stop and
direction lamp)

66-1564-007

12V LAMPS REVERSING LAMPS

ROUNDPOINT II REVERSING LAMP

2 PIN, WIRED, BULB INCLUDED



DESCRIPTION

reverse, white, 1.8 m open ended cable



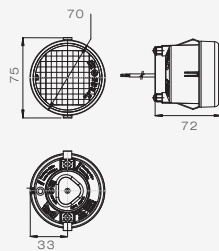
PART NO

38-7600-007

ROUNDPOINT II LED REVERSING LAMP



2 PIN, WIRED



DESCRIPTION

reverse, white, 1.8 m open ended cable



PART NO

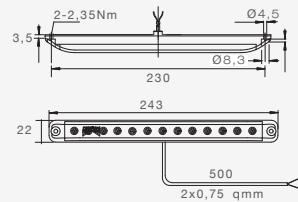
38-7600-707



LINEPOINT I REVERSING LAMP



2 PIN, WIRED,



DESCRIPTION

reverse, 0.5 m cable open ended cable



PART NO

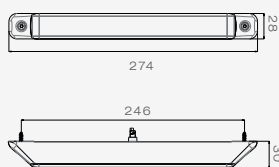
38-9220-007



LINEPOINT II REVERSING LAMP



2 PIN, WIRED,



DESCRIPTION

reverse, 0.5 m cable open ended cable, vertical
reverse, 0.5 m cable open ended cable, horizontal



PART NO

38-9230-007

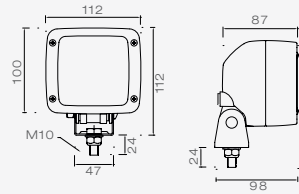
38-9231-007



REVERSING-, FLOOD LAMP ASPÖCK



INCLUDING BULB 21 WATT



DESCRIPTION

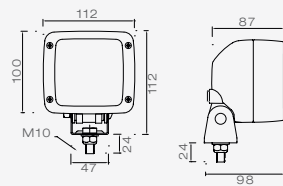
PG connection



PART NO

28-9050-007

INCL. BULB 55 WATT



DESCRIPTION

PG connection

2 pin Deutsch connector



PART NO

28-9150-007

28-9160-007

SPARE PARTS AND ACCESSORIES



DESCRIPTION

bulb 12V / 21W, BA15s



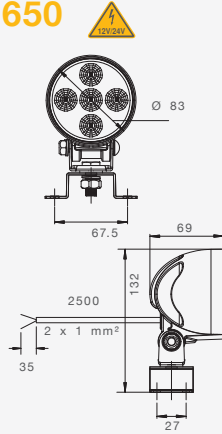
PART NO

16-6121-017



WORKING LAMP LED

WORKPOINT LED 650



GENERAL DESCRIPTION

- long life expectancy
- very low current consumption
- water and steam resistant
- standard mounting
- all purpose (near field lighting and spot lighting)
- overheating protection

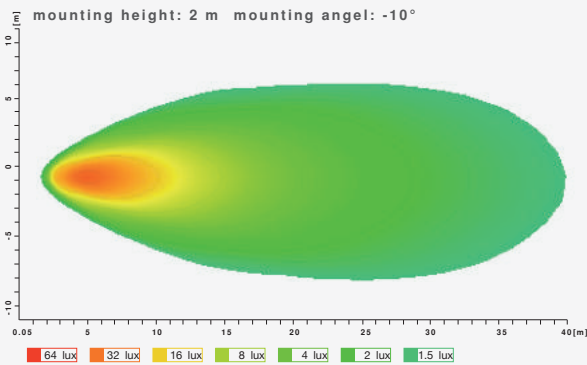
DESCRIPTION

2.5 m with open ended cable

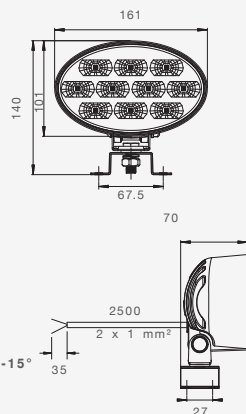


PART NO

39-6400-017



WORKPOINT LED 800



GENERAL DESCRIPTION

- long life expectancy
- very low current consumption
- water and steam resistant
- standard mounting
- all purpose (near field lighting and spot lighting)
- overheating protection

DESCRIPTION

2.5 m with open ended cable

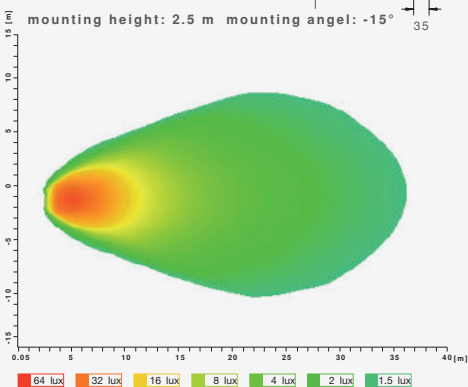
2 pin AMP connector
Serie 180 923



PART NO

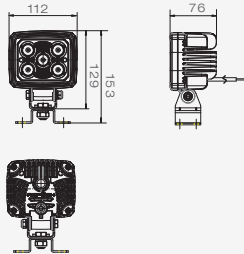
39-6800-017

39-6801-007



WORKING LAMP LED

WORKPOINT LED 3000



GENERAL DESCRIPTION

- long life expectancy
- high light output
- very low current consumption
- Temperatur range of -40 °C ~ 80 °C
- steam and water resistant
- standard mounting
- die-cast aluminium for maximum heat dissipation
- ~3000 lumen

DESCRIPTION

1.5 m open ended cable,
spot beam (20°)


1.5 m open ended cable,
flood beam (60°)



PART NO

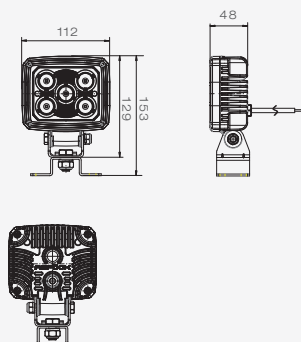
38-8221-007

38-8221-107



WORKING LAMP LED / REVERSE LAMP LED

WORKPOINT LED 1500



GENERAL DESCRIPTION

- admitted to the reversing light
- long life expectancy
- high light output
- very low current consumption
- Temperatur range of -40 °C ~ 80 °C
- steam and water resistant
- standard mounting
- die-cast aluminium for maximum heat dissipation
- ~1500 lumen

DESCRIPTION

1.5 m open ended cable



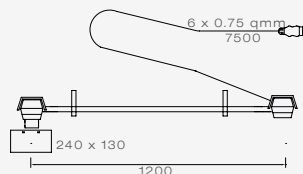
PART NO

38-8220-007



12V LAMPS CROSS-BAR LAMPS / CABLE LAMPS

CROSS-BAR LAMPS



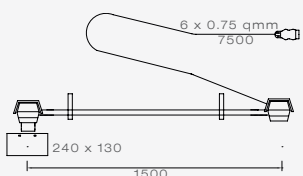
DESCRIPTION

as per drawing
without socket



PART NO

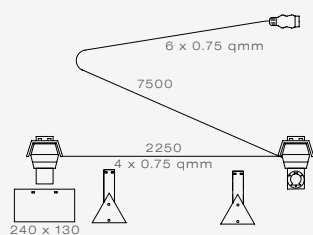

80-3201-002



as per drawing
without socket

80-1700-002

CABLE LAMPS



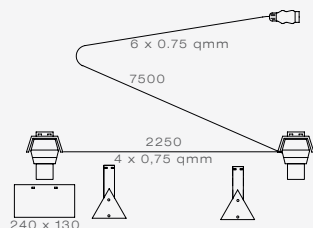
DESCRIPTION

as per drawing, with socket



PART NO

81-3500-011



as per drawing, without
socket

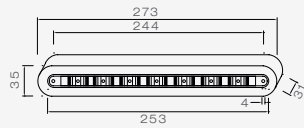
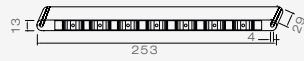
81-3400-031

ADDITIONAL BRAKE LIGHTS

3RD STOP LIGHT LED



DC-FLATCABLE



DESCRIPTION

1 m, built-in without bracket

1 m, built-in with bracket

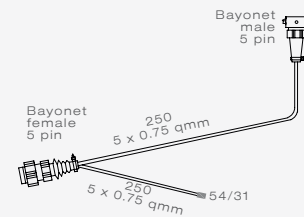



PART NO

31-8909-007

31-8919-007

SPARE PARTS AND ACCESSORIES



DESCRIPTION

DC connector

adapter for 3rd stop light 0.2 m + connection DC 0.2 m, fitting to connection cable with 5 pin bayonet



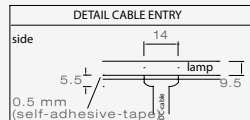
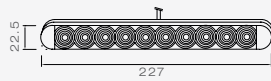
PART NO

15-5976-017

66-5030-007

12V LAMPS ADDITIONAL BRAKE LIGHTS

3RD STOP LIGHT LED SELF ADHESIVE



DESCRIPTION

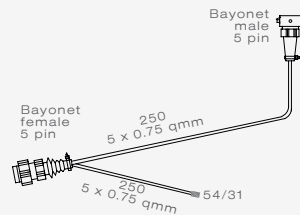

0.2 m (open end)
3.8 m DC flatcable



PART NO

31-8700-007
31-8709-007

SPARE PARTS AND ACCESSORIES



DESCRIPTION

DC connector

adapter for 3rd stop light 0.2 m + connection DC 0.2 m, fitting to connection cable with 5pin bayonet



PART NO

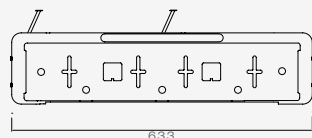
15-5976-017

66-5030-007

3RD STOP LIGHT LED INTEGRATED AT THE NUMBER PLATE PAD



DC-FLATCABLE



DESCRIPTION


0.8 m / 1 m (stop light)



PART NO

36-3769-017

SPARE PARTS AND ACCESSORIES



DESCRIPTION

DC connector

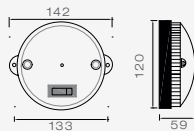


PART NO

15-5976-017

INPOINT INTERIOR LAMP WITH SWITCH

DC FLATCABLE BULB INCLUDED



DESCRIPTION

- 2.5 m
- 3.5 m
- 4.5 m
- 6.5 m



PART NO

- 39-8209-007
- 39-8209-067
- 39-8209-047
- 39-8209-097

SPARE PARTS AND ACCESSORIES



DESCRIPTION

- lamp loose including bulb
- bulb 12V / 21W, BA15s
- DC connector



PART NO

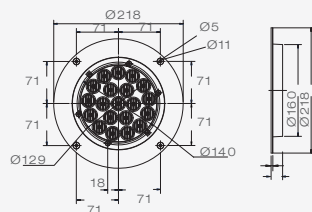
- 29-8200-007
- 16-6121-017
- 15-5976-017

INTERIOR LAMP LED ROUND 

480 LUMEN

IP69K

SINGLE CONDUCTOR



DESCRIPTION

200 mm



PART NO

29-8410-107

DC FLATCABLE



DESCRIPTION

2.5 m



PART NO

39-8409-007

12V LAMPS INTERIOR LAMPS

INPOINT III LED INTERIOR LAMP LED



ADR-Zone 2
approved

IP6K9K

WITHOUT SWITCH



DESCRIPTION

short, 0.3 m open ended cable

long, 0.3 m open ended cable

round, 0.3 m open ended cable



PART NO

39-8900-157

39-8900-007

39-8900-307

WITH SWITCH



DESCRIPTION

short, 0.3 m open ended cable

long, 0.3 m open ended cable

round, 0.3 m open ended cable



ADR-Zone 2
approved

IP6K9K

PART NO

39-8900-257

39-8900-107

39-8900-407

WITH MOTION SENSOR



DESCRIPTION

short, 0.3 m open ended cable

long, 0.3 m open ended cable

round, 0.3 m open ended cable



ADR-Zone 2
approved

IP67

PART NO

39-8900-207

39-8900-057

39-8900-357

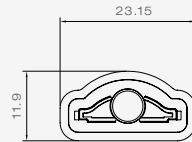


TUBEPOINT INTERIOR LAMP LED

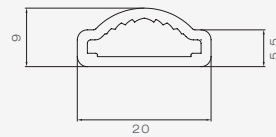
DC FLAT CABLE



Dimension endcap



Dimension lens



DESCRIPTION

Tubepoint 12V 450 mm,
0.25 m DC
Tubepoint 12V 900 mm,
0.25 m DC
Tubepoint 12V 1.350 mm,
0.25 m DC



PART NO

21-8004-027
21-8004-057
21-8004-087

P&R CABLE



DESCRIPTION

Tubepoint 12V 450 mm,
0.25 m P&R
Tubepoint 12V 900 mm,
0.25 m P&R
Tubepoint 12V 1.350 mm,
0.25 m P&R



PART NO

21-8004-007
21-8004-037
21-8004-067

SPARE PARTS AND ACCESSORIES



DESCRIPTION

pendular bracket
profile bracket
direct mounting bracket
fixation clip



PART NO

21-8007-107
21-8007-117
21-8007-127
21-8007-137

12V Cables

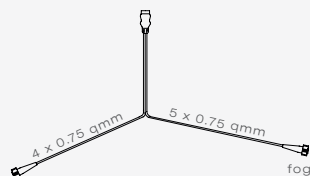
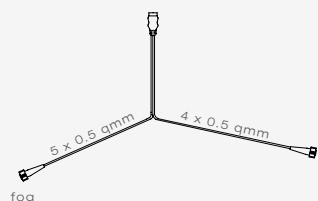




12V CABLES MAIN CABLES

7 PIN PLUG DIN ISO 1724

5 PIN BAYONET CONNECTOR



DESCRIPTION

maincable 3.0 m
 maincable 3.5 m
 maincable 4.0 m
 maincable 4.5 m
 maincable 5.0 m

maincable 4.0 m
 maincable 5.0 m



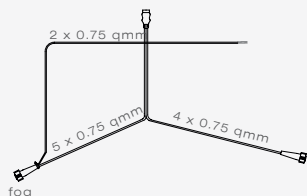
PART NO

58-1022-287
 58-1022-137
 58-1022-037
 58-1022-087
 58-1022-047

58-1022-787
 58-1022-677

7 PIN PLUG DIN ISO 1724 WITH 1 x DC EXTENSION

5 PIN BAYONET CONNECTOR



DESCRIPTION

maincable 4.5 m, extension 4.5 m
 maincable 5.0 m, extension 5.0 m

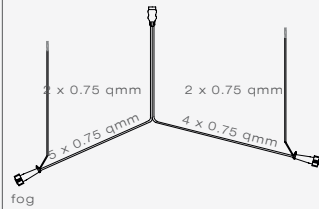


PART NO

58-1093-067
 58-1093-057

7 PIN PLUG DIN ISO 1724 WITH 2 x DC EXTENSIONS

5 PIN BAYONET CONNECTOR



DESCRIPTION

maincable 5.2 m,
extensions 3.0 m
maincable 7.0 m,
extensions 4.7 m



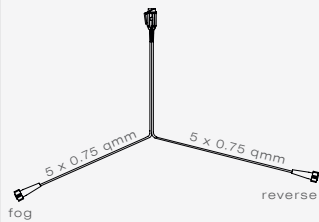
PART NO

58-1098-137

58-1098-107

13 PIN PLUG DIN ISO 11446

5 PIN BAYONET CONNECTOR



DESCRIPTION

maincable 3.5 m
maincable 4.0 m
maincable 4.5 m
maincable 5.0 m
maincable 6.1 m



PART NO

58-2008-407

58-2008-017

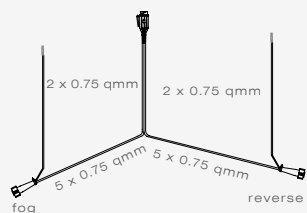
58-2008-057

58-2008-027

58-2008-077

13 PIN PLUG DIN ISO 11446 WITH 2 x EXTENSIONS DC

5 PIN BAYONET CONNECTOR



DESCRIPTION

maincable 4.5 m,
extensions 2.5 m
maincable 5.0 m,
extensions 3.0 m
maincable 6.0 m,
extensions 4.5 m
maincable 7.0 m,
extensions 4.7 m
maincable 8.0 m,
extensions 6.0 m



PART NO

58-2040-537

58-2040-527

58-2040-517

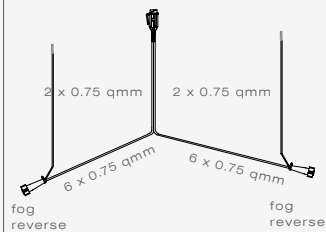
58-2040-257

58-2040-017

12V CABLES MAIN CABLES

13 PIN PLUG DIN ISO 11446 WITH 2 x EXTENSIONS DC

8 PIN BAYONET CONNECTOR



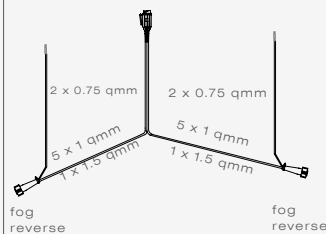
DESCRIPTION

maincable 8.0 m,
extensions 6.0 m



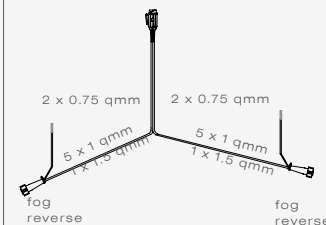
PART NO

58-2071-117



maincable 10.0 m,
extensions 7.5 m

58-2071-107



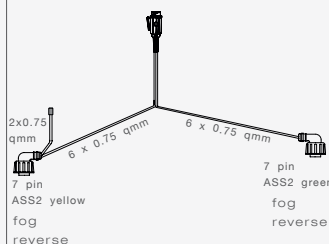
maincable 12.0 m,
extensions 0.2 m
maincable 14.0 m,
extensions 0.2 m

58-2071-037

58-2071-027

13 PIN PLUG DIN ISO 11446 WITH 1 x EXTENSIONS DC

7 PIN ASS2 CONNECTOR



DESCRIPTION

maincable 5.5 m,
extension 0.1 m

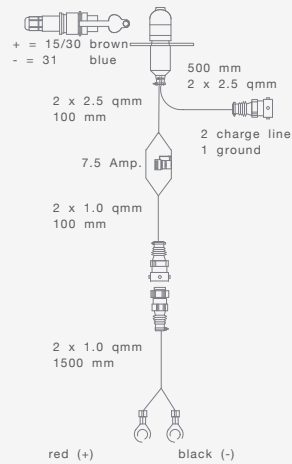
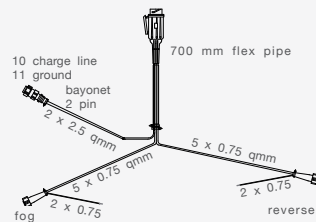


PART NO

58-2078-007

13 PIN PLUG DIN ISO 11446 WITH 2 x EXTENSIONS DC AND EXTENSION FOR CHARGE LINE

5 PIN BAYONET CONNECTOR



DESCRIPTION

maincable 5.0 m,
extensions DC 0.1 m
extension charge line 3.3 m
maincable 6.0 m,
extensions DC 0.1 m
extension charge line 4.0 m
maincable 8.0 m,
extensions DC 0.1 m
extension charge line 5.0 m

Harness E-pump
(suitable to 58-2063-...)
with fuse 7.5A and
connection to external electric
charge (as per drawing)

battery cable black 1.05 m

battery cable red 0.68 m



PART NO

58-2063-007

58-2063-017

58-2063-027

58-9504-007

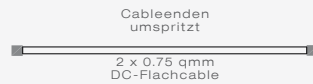
71-9442-417

71-9443-607

12V CABLE MAIN CABLES

DC - FLAT CABLES

DC EXTENSIONS (OVERMOULDED ENDS)



DESCRIPTION


- 2.0 m
- 3.0 m
- 4.0 m
- 5.0 m
- 6.0 m
- 7.0 m
- 8.0 m
- 9.0 m
- 12.0 m



PART NO

- 68-5500-007
- 68-5500-077
- 68-5500-017
- 68-5500-117
- 68-5500-027
- 68-5500-047
- 68-5500-037
- 68-5500-137
- 68-5500-127

SPARE PARTS AND ACCESSORIES



DESCRIPTION

DC-connector




PART NO

15-5976-017

CONNECTION CABLES PLUGS - PLUGS

2 x 7 PIN PLUG DIN ISO 1724



DESCRIPTION

- 2.3 m cable 7 x 0.75 mm²
- 2.8 m cable 7 x 0.75 mm²
- 2.8 m cable 7 x 1.5 mm²
- 3.3 m cable 5 x 1 + 2 x 2.5 mm²



PART NO

- 51-0050-387
- 51-0050-007
- 51-0052-007
- 51-0056-017

VARIOUS CABLES

2 x 13 PIN PLUGS DIN ISO 11446



DESCRIPTION

1.3 m cable 7 x 1 + 1 x 1.5 mm²
3.0 m cable 7 x 1 + 1 x 1.5 mm²




PART NO

52-0091-017
52-0091-007

PLUG - COUPLING EXTENSION CABLE

7 PIN PLUG, 7 PIN COUPLING DIN ISO 1724



DESCRIPTION


1.0 m cable 7 x 0.75 mm²
3.0 m cable 7 x 0.75 mm²
7.0 m cable 7 x 0.75 mm²



PART NO

51-0150-117
51-0150-007
51-0150-017

13 PIN PLUG, 13 PIN COUPLING DIN ISO 11446



DESCRIPTION

7.5 m cable 7 x 1.5 + 5 x 2.5 mm²



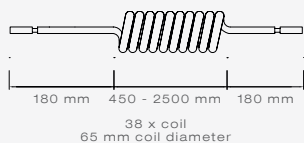
PART NO

52-5180-017

12V CABLES VARIOUS CABLES

COILED CABLE FLEXIBLE CONNECTION CABLE

7 x 1 + 1 x 1.5 + 3 x 2.5 MM², OPEN END, MAX. LENGHT 2.86 M



DESCRIPTION

0.8 m



PART NO

17-7910-507

8 x 1 MM², 2 x 7 PIN PLUG DIN ISO 1724, MAX. LENGHT 1.32 M



DESCRIPTION


0.5 m



PART NO

51-0233-007

2 X 13 PIN PLUG DIN ISO 11446, MAX. LENGHT 0.86



DESCRIPTION

0.5 m



PART NO

52-0233-007

CABLES SOLD BY THE METER

CABLES

CABLE	WIRE COLOUR	DIAMETER	M PER DRUM	M PER REEL	LOOSE	PART NO
2 CORES						
2 x 0.75 (DC)	brown, white	5.7 x 3.6 mm	5000 m	100 m 200 m	25 m	17-7200-007 17-7200-067 17-7200-077 17-7200-057
2 x 1	brown, white	5.2 mm		100 m		17-7213-257
2 x 1.5	brown, white	6.0 mm		100 m	25 m	17-7223-027 17-7223-017
2 x 1.5 (P&R)	brown, white	6.6 x 3.9 mm	4000 m	200 m		17-7225-107 17-7225-127
2 x 2.5	brown, blue	7.4 mm	2200 m	100 m		17-7232-007 17-7232-017
4 CORES						
4 x 0.75	black, white, red, yellow	6.0 mm	3000 m	100 m	25 m	17-7400-007 17-7400-027 17-7400-017

12V CABLE SETS CABLES SOLD BY THE METER

CABLE	WIRE COLOUR	DIAMETER	M PER DRUM 	M PER REEL 	LOOSE 	PART NO
5 CORES						
5 x 0.75	black, white, red, yellow, blue	6.4 mm	2600 m	100 m	25 m	17-7500-007 17-7500-027 17-7500-017
4 x 0.75 + 1 x 1.5	black, red, yellow, blue, white	6.5 mm	2600 m	100 m		17-7502-007 17-7502-017
6 CORES						
6 x 0.75	black, brown, white, red, yellow, green	6.9 mm	2000 m	100 m	25 m	17-7600-007 17-7600-027 17-7600-017
7 CORES						
7 x 0.75	black, brown, white, red, yellow, green, blue	7.0 mm	1000 m	100 m	25 m	17-7700-007 17-7700-027 17-7700-017
7 x 1	black, brown, white, red, yellow, green, blue	7.3 mm	2000 m	100 m		17-7710-007 17-7710-017
7 x 1.5	black, brown, white, red, yellow, green, blue	8.2 mm		100 m		17-7720-017

CABLE	WIRE COLOUR	DIAMETER	M PER DRUM 	M PER REEL 	LOOSE 	PART NO
8 CORES						
7 x 1 + 1 x 1.5	black, brown, grau, red, yellow, green, blue, white	8.6 mm	1500 m	50 m		17-7898-007 17-7898-017
12 CORES						
7 x 1.5 + 5 x 2.5	grau, brown, green, yellow, blue, black, red, white, red/white, black/white, brown/red, brown/blue	12.5 mm	600 m	25 m	25 m	17-7945-007 17-7945-047 17-7945-037

12V Connection Elements





12V CONNECTION ELEMENTS PLUGS

PLUGS 7 PIN

DIN ISO 1724



DESCRIPTION

7 x flat connections, PVC,
grommet single 7 mm
7 x flat connections, PVC,
grommet single 11.5 mm
7 x flat connections, PVC,
grommet, double 2 x 6 mm
7 x screw connections, PVC,
grommet, single 8.6 mm



PART NO

13-3000-007

13-3000-017

13-3000-057

13-3000-107

7 x flat connections, ALU

7 x screw connections, ALU

13-3005-007

13-3015-007

DIN ISO 3732



DESCRIPTION

7 x screw connections, PVC



PART NO

13-3004-007

SPARE PARTS AND ACCESSORIES



DESCRIPTION

plug holder Aspöck for 7 pin
or 13 pin plug



PART NO

15-5930-007

plug holder for 7 pin
or 13 pin plug

15-5931-007

PLUGS 13 PIN

DIN ISO 11446



DESCRIPTION

13 screw connections, PVC



PART NO

13-3037-007

SPARE PARTS AND ACCESSORIES



DESCRIPTION

plug holder Aspöck for 7 pin
or 13 pin plug



PART NO

15-5930-007

plug holder for 7 pin
or 13 pin plug

15-5931-007

12V CONNECTION ELEMENTS PLUGS

PLUGS 3 PIN

DIN ISO 9680



DESCRIPTION

3 x flat connections, PVC



PART NO

13-3093-507

PLUGS MULTICON 13 PIN



DESCRIPTION

13 x flat connections, PVC



PART NO

13-3009-007

SPARE PARTS AND ACCESSORIES



DESCRIPTION

plug holder Aspöck for 7 pin
or 13 pin plug



PART NO

15-5930-007



plug holder for 7 pin
or 13 pin plug

15-5931-007

SOCKETS

SOCKETS 7 PIN

DIN ISO 1724



DESCRIPTION

7 x flat connections, PVC

16 x flat connections, PVC

7 x flat connections, ALU

7 x screw connections, PVC,
fog deactivation

7 x screw connection nickel,
PVC



PART NO

13-3105-007

13-3106-007

13-3105-107

13-3107-007

13-3105-017

DIN ISO 3732



DESCRIPTION


7 x screw connections, PVC,
triple grommet included



PART NO

13-3109-017

SPARE PARTS AND ACCESSORIES



DESCRIPTION

single grommet for socket

triple grommet for socket

spacer ring (10 mm)



PART NO

15-5000-007

15-5000-017

15-5940-007

12V CONNECTION ELEMENTS SOCKETS

SOCKETS 13 PIN

DIN ISO 11446



DESCRIPTION


13 x screw connection, PVC,
single grommet included
+ fog deactivation



PART NO

13-3137-007

SPARE PARTS AND ACCESSORIES



DESCRIPTION

single grommet for socket

triple grommet for socket

spacer ring (10 mm)



PART NO

15-5000-007

15-5000-017

15-5940-007

SOCKETS 3 PIN

DIN ISO 9680



DESCRIPTION

3 x flat connections, PVC



PART NO

13-3193-507

ADAPTER

ADAPTER 13 TO 7

DIN ISO 11446 TO DIN ISO 1724



DESCRIPTION

short adapter



PART NO

50-2100-007

ADAPTER 7 TO 13

DIN ISO 1724 TO DIN ISO 11446



DESCRIPTION

short adapter



PART NO

13-3282-007

ADAPTER MULTICON TO 13 PIN

MULTICON TO DIN ISO 11446



DESCRIPTION

Adapter 0.3 m, 12 pin



PART NO

50-4280-007

12V CONNECTION ELEMENTS COUPLINGS

COUPLING SOCKET 7 PIN

DIN ISO 1724



DESCRIPTION

7 x screw connections, PVC



PART NO

13-3103-007

COUPLING SOCKET 13 PIN

DIN ISO 11446



DESCRIPTION

13 x screw connections, PVC



PART NO

13-3137-097

BAYONET CONNECTOR 2 PIN

2 PIN BAYONET CONNECTOR INCLUDING CONTACTS AND GROMMETS IN PLASTIC BAG AND ASSEMBLY CONSTRUCTION



DESCRIPTION

black, female, single grommet,
socket terminal

black, male, single grommet,
pin terminal



PART NO

13-0226-034

13-0236-004

BAYONET CONNECTOR

BAYONET CONNECTOR 5 PIN

5 PIN BAYONET CONNECTOR INCLUDING CONTACTS AND GROMMETS IN PLASTIC BAG AND ASSEMBLY CONSTRUCTION



DESCRIPTION

yellow, female, single and double grommet, socket terminal

green, female, single and double grommet, socket terminal

black, female, single and double grommet, socket terminal

black, male, single and double grommet, pin terminal



PART NO

13-0521-044

13-0523-044

13-0546-044

13-0536-044

BAYONET CONNECTOR 8 PIN

8 PIN BAYONET CONNECTOR INCLUDING CONTACTS AND GROMMETS IN PLASTIC BAG AND ASSEMBLY CONSTRUCTION



DESCRIPTION

yellow, female, single and double grommet

green, female, single and double grommet

black, female, single and double grommet, socket terminal

black, male, single and double grommet, pin terminal



PART NO

15-0821-507

15-0822-507

13-0828-034

13-0838-054

12V CONNECTION ELEMENTS ASSII, AMP

BAYONET CONNECTOR 15 PIN

15 PIN BAYONET CONNECTOR INCLUDING CONTACTS AND GROMMET IN PLASTIC BAG AND ASSEMBLY CONSTRUCTION



DESCRIPTION

black, male, single grommet
10.5 mm, socket terminal

black, female, single grommet
10.5 mm, pin terminal



PART NO

13-1530-004

13-1540-004

ASS II 7 PIN

7 PIN ASS2 CONNECTOR FEMALE INCLUDING CONTACTS AND VARIOUS GROMMETS AND ASSEMBLY CONSTRUCTION



DESCRIPTION

left, yellow, socket terminal

right, green, socket terminal



PART NO

13-5626-941

13-5626-951

AMP 7 PIN

7 PIN AMP CONNECTOR FEMALE INCLUDING CONTACTS AND 6.5 MM GROMMETS IN PLASTIC BAG



DESCRIPTION

black socket terminal



PART NO

13-3424-024

ASS3 CONNECTOR

3 PIN AMP CONNECTOR FEMALE INCLUDING CONTACTS AND 6.5 MM GROMMETS IN PLASTIC BAG



DESCRIPTION

ASS3 3 pin male
ASS3 3 pin female



PART NO

13-0332-281
13-0322-281

SYSTEMS ASS2 - BOX PACKING



DESCRIPTION

ASS3 17 pin male
ASS3 17 pin female



PART NO

13-1732-001
13-1722-001

12V Reflectors





12V REFLECTORS

REFLECTORS

TRIANGLE REFLECTORS



DESCRIPTION

red, screwable

red, self adhesive

red, screwable, Ø145




PART NO

15-5400-007

15-5400-557

15-5400-607

ROUND, 60 MM



DESCRIPTION

white, screwable

white, self adhesive

red, screwable
red, self adhesive with hole

red, self adhesive

yellow, screwable
yellow, self adhesive with hole

yellow, self adhesive



PART NO

15-5410-007

15-5410-017

15-5411-007

15-5411-047


15-5411-017

15-5412-007

15-5412-047

15-5412-017

ROUND, 80 MM



DESCRIPTION

white, screwable

white, self adhesive with hole

red, screwable
red, self adhesive with hole

yellow, screwable



PART NO

15-5420-007

15-5420-017

15-5421-007

15-5421-017

15-5422-007

90 x 40 MM



DESCRIPTION

white, screwable
white, self adhesive
red, screwable
red, self adhesive
yellow, screwable
yellow, self adhesive with hole
yellow, self adhesive



PART NO

15-5430-007
15-5430-017
15-5431-007
15-5431-017
15-5432-007
15-5432-047
15-5432-017

76 x 34 MM



DESCRIPTION

white, self adhesive
yellow, self adhesive



PART NO

15-5434-017
15-5435-017

69 x 31,5 MM



DESCRIPTION

white, self adhesive
red, self adhesive
yellow, self adhesive



PART NO

15-5437-017
15-5438-017
15-5439-017

MOUNTED BRACKET INCLUDED



DESCRIPTION

white, 76 x 34 mm
white, 60 mm



PART NO

15-5434-157
15-4120-017

12V Various





12V VARIOUS LCG

GENERAL ADVICE!

LED lighting draws less current than Incandescent lamps.

This is known to cause problems with certain vehicle bulb failure monitoring systems, across all manufacturers.

The low power consumption of led lamps can lead to a visual error message to the driver.

As monitoring of the direction indicator is a mandatory requirement, we recommend Aspöck LED lamps are always used in conjunction with our LED Control Gear „LCG“ Aspöck cannot accept any liability for incompatibility of the „LCG“ with the non-mandatory functions, these are provided for driver convenience. With the variation of vehicle types available it is impossible for Aspöck to verify every combination.

It is the Driver of the vehicles legal responsibility to check all lighting is operating correctly.

It must also be noted that the maximum current for each function is 3A. Please take care if connecting a vehicle to an „AC source or pulsed DC“ as this will lead to component failure.

No liability will be accepted for the use of „LCG“ with non-approved Vehicles or lamps.

Aspöck accepts no other terms and installation of our products will be deemed as full acceptance of our terms and conditions.

* LCG 7 CHANNEL

MONITORING OF: TAIL LIGHT, STOP LIGHT, DIRECTION INDICATOR, REVERSE LAMP AND FOG LIGHT



- patented functioning system
- indicator monitoring ensured
- no failure messages with onboard computers
- completely waterproof light system incl. rear lamp possible

12 VOLT



ATTENTION:

permanent plus required!!!

DESCRIPTION

- 1 x entry, 17 pin ASS3, male
- 1 x exit, 17 pin ASS3, female
- 9 pin (7 light functions + ground + permanent plus)



PART NO
76-5132-007

SPARE PARTS AND ACCESSORIES



DESCRIPTION

- ASS3 17 pin male
- ASS3 17 pin female



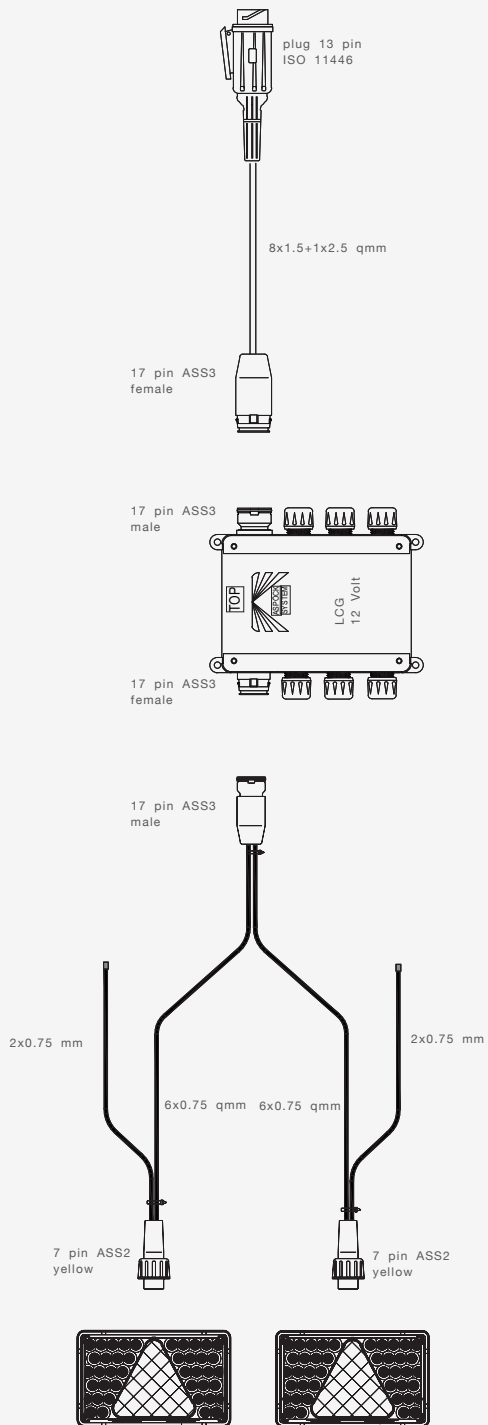
PART NO
13-1732-001
13-1722-001

The LED control gear enables the connection of LED rear lamps to tractor units, even if they are equipped with electronic lamp failure detection systems and onboard computers. Additionally, all light functions are monitored so that any malfunctions that may arise are displayed on the onboard computer.

The LCG guard this difference in power and feeds the surplus power via a dedicated permanent power back into the onboard electrical system. No heat sinks are required as the system ensures that only minor power loss occurs.

* please notice the general advice at page 136

SAMPLE OF A WATERPROOF LIGHTING KIT



DESCRIPTION

maincable 2 m

LCG 12 Volt

junction cable 6.7 m
2 x extensions DC 5.3 m
junction cable 9.0 m
2 x extensions DC 6.5 m

MultiLED
(rear light LED)



PART NO

52-2717-007

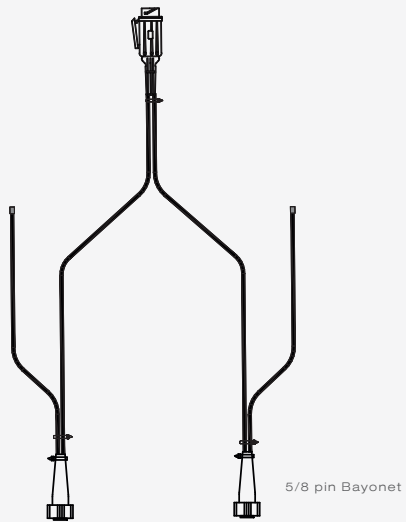
76-5132-007

68-4899-007

68-4899-017

see page 39

SAMPLE OF A LED LIGHTING KIT



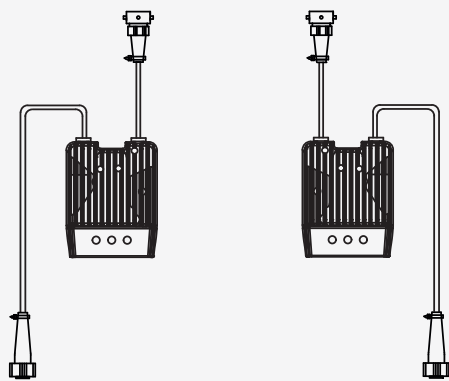
DESCRIPTION

main cables



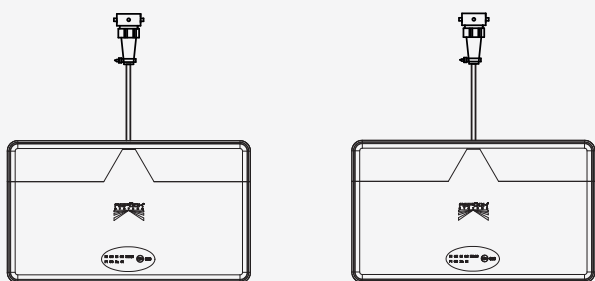
PART NO

on page
108 - 112



LCG 3 Channel

on page
139

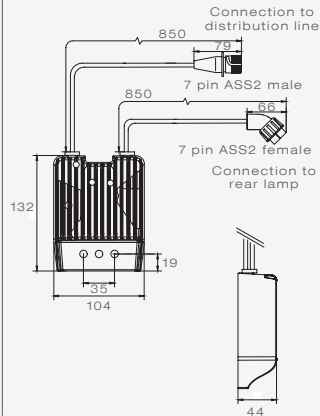


MultiLED II
(rear lamp LED)

on page
40 - 41

*** LCG 3 CHANNEL MONITORING OF: TAIL LIGHT, STOP LIGHT AND DIRECTION INDICATOR**

12 VOLT



DESCRIPTION

- LCG 3 Channel, with open end
- LCG 3 Channel, 5 pin Bayonet left/right
- LCG 3 Channel, 8 pin Bayonet left
- LCG 3 Channel, 8 pin Bayonet right
- LCG 3 Channel, 7 pin ASS2 left/right
- LCG 3 Channel, 7 pin AMP left/right



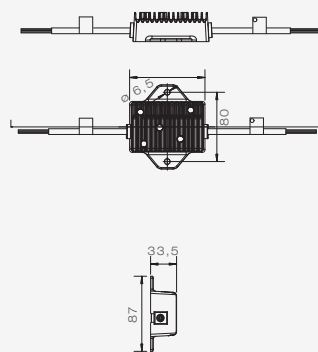
PART NO

- 75-0350-007
- 75-0351-007
- 75-0352-007
- 75-0353-007
- 75-0354-007
- 75-0355-007

*** LCG 1 CHANNEL MONITORING OF: DIRECTION INDICATOR**



12 VOLT / 24 VOLT



DESCRIPTION

- input / output open end
- input 5 pin bayonet male / output 5 pin bayonet female
- input 5 pin bayonet male / output 7 pin ASS2 female right
- input 5 pin bayonet male / output 7 pin ASS2 female left
- input 8 pin bayonet male / output 8 pin bayonet female right
- input 8 pin bayonet male / output 8 pin bayonet female left
- input 8 pin bayonet male / output 7 pin ASS2 female right
- input 8 pin bayonet male / output 7 pin ASS2 female left
- input 7 pin ASS2 male / output 7 pin ASS2 female



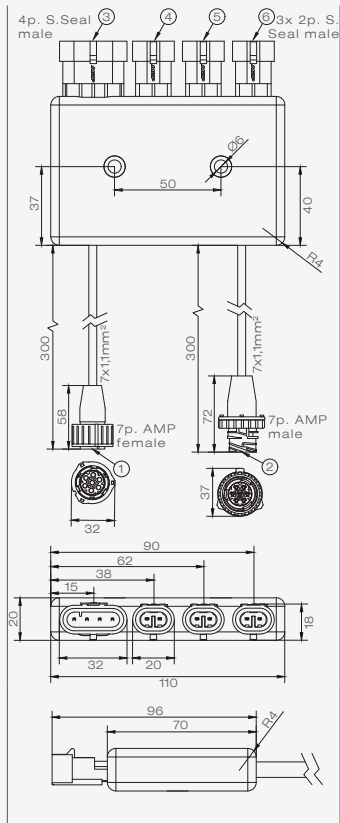
PART NO

- 75-0314-007
- 75-0315-007
- 75-0322-007
- 75-0323-007
- 75-0317-007
- 75-0318-007
- 75-0319-007
- 75-0320-007
- 75-0321-007

* please notice the general advice at page 136

12V VARIOUS SMARTLINK / VOLTAGE DIVIDER

SMARTLINK



DESCRIPTION

In & Out cable with Amp 7 pin outputs:
 1x Amp Superseal 4 pin
 3x Amp Superseal 2 pin

In & Out cable with open end outputs:
 1x Amp Superseal 4 pin
 3x Amp Superseal 2 pin

GENERAL DESCRIPTION

- ③ Parking light left + direction indicator right
- ④ Parking light right
- ⑤ Brake
- ⑥ RFS



PART NO

76-9035-007

76-9035-017

ATTENTION!!!

Different wiring feasible on request!

VOLTAGE DIVIDER

24 VOLT TO 12 VOLT



DESCRIPTION

2 x entry + 1 x exit with 8 pin bayonet connector

1 x entry + 1 x exit with open end



PART NO

76-9008-007

76-9009-007

* please notice the general advice at page 136

SPARE PARTS AND ACCESSORIES



DESCRIPTION

bayonet connector set
(3 x 8 pin bayonet connector
with 3 x single and 3 x
double grommet)



PART NO


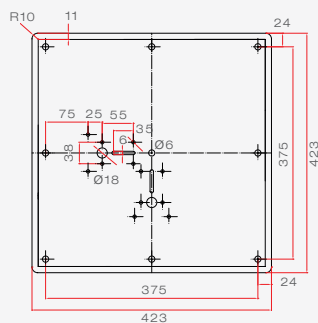
13-0848-034

TECHNICAL FACTS

- DESCRIPTION:** up to 31V
- OUTPUT VOLTAGE:** 12V (effective) with input voltage 12V and 24V
- OUTPUT:**
 - max. per channel 150W if mounted on metal
 - max. total output 210W if mounted on metal
- ASSEMBLY:**
 - mounted on metal base
 - water discharge valve on base with ventilation in direction of travel
- PROTECTIVE FUNCTIONS:**
 - protected against polarity reversal
 - short-circuit-proof
 - autom. voltage detection (only one input for 12V and 24V)

SIGNAL BOARDS AND FOILS RED/WHITE

423 x 423 MM DIN 11030 AND TPESC 5099



DESCRIPTION

sheet metal 1.5 mm galva-
nised, edges flanged, single
sided labeled, for left and
right

sheet metal 1.5 mm galvani-
sed, edges flanged, double
sided labeled, for left and
right

self adhesive foil,
for left and right



PART NO

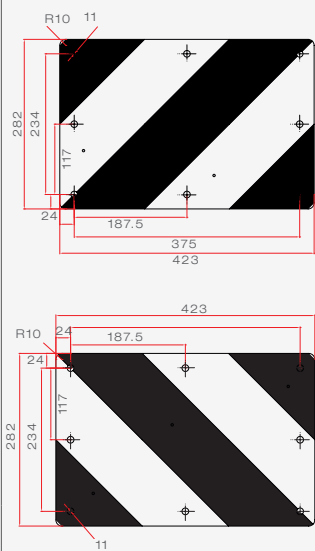
14-4220-007

14-4220-107

14-4220-207

12V VARIOUS TESTING SETS

423 x 282 MM DIN 6171 AND TPESC 5099



DESCRIPTION

sheet metal 0.8 mm galvanized, single sided labeled, left

sheet metal 0.8 mm galvanized, single sided labeled, right

self adhesive foil, left

self adhesive foil, right



PART NO

14-4220-507

14-4220-557

14-4220-607

14-4220-657

TEST BOX

TRAILER TEST BOX



DESCRIPTION

220V entry voltage, single function - multi function test with 8 pin bayonet connection for cable testing



PART NO

77-9011-007

SPARE PARTS AND ACCESSOIRES



DESCRIPTION

8 pin bayonet connector black, female, single + double grommet



PART NO

13-0828-034

JUNCTION BOX



DESCRIPTION

Junction box with
8 connection without grommet
Junction box with
8 connection + grommet



PART NO

15-5616-507

15-5616-504

SPARE PARTS AND ACCESSOIRES



DESCRIPTION

grommet 1 x round closed
1 x square open
grommet 1 x round open
1 x square closed
grommet 1 x round closed
1 square closed
grommet 1 x round open
8 mm ø



PART NO

15-5097-527

15-5097-517

15-5097-507

15-5097-607

BULBS



DESCRIPTION

bulb 12V / 4W, BA9s
bulb 12V / 5W, BA15s
bulb 12V / 10W, BA15s
bulb 12V / 21W, BA15s
bulb 12V / 21W, BAU15s
orange
bulb 12V / 21/5W, BAY15d
festoon, 12V / 5W, SV8.5-8



PART NO

16-6104-017

16-6105-017

16-6110-017

16-6121-017

16-6121-107

16-6122-017

16-6605-017

12V Connection Diagrams / Attachment





12V CONNECTION DIAGRAMS/ATTACHMENT

CONNECTION DIAGRAMS DIN / ISO

	flasher left	fog lamp	ground *	flasher right	tail light right	stop light	tail light left	reverse lamp	perma- nent power	battery load line	ground for pin 10*	data line	ground for pin 9*
	1	2	3	4	5	6	7	8	9	10	11	12	13
Plug 13-pin. DIN/ISO 11446	yellow	blue	white	green	brown	red	black	grey	brown/ blue	brown/ red	white/red		white/ black
Plug Multicon or System WEST	yellow	blue	white	green	brown	red	black	grey	brown/ blue	brown/ red	white/red		white/ black
	L	54g	31	R	58R	54	58L	1	4	6	7	2	3
Plug 7-pin. DIN/ISO 1724	yellow	blue	white	green	brown	red	black						
Plug 7-pin. DIN/ISO 3732									brown	blue	black		yellow/ green

* The three ground wires may not be electrically connected trailer-laterally.

OTHER CONNECTION DIAGRAMS

	flasher left	fog lamp	ground *	flasher right	tail light right	stop light	tail light left	reverse lamp	perma- nent power	battery load line	ground for pin 10*	data line	ground for pin 9*	current carring
	1	2	3	4	5	6	7	8	9	10	11	12	13	
Bayonet 2-pin. right			white		brown									
Bayonet 2-pin. left			white				black							
Bayonet 8-pin.	yellow	blue	white	green	brown	red	black	grey						
Bayonet 15-pin.	yellow	blue	white	green	brown	red	black	grey	brown/ blue	brown/ red	white/red		white/ black	
ASS II green 7-pin. yellow	yellow	blue	white	green	brown	red	black	grey						
	BL	SO	31	BL	UR	BR	UR							
Bayonet 5-pin. right		grey	white	green	brown	red								
Bayonet 5-pin. left	yellow	blue	white			red	black							
	4	6	1	4	2	5	2	3						
AMP 7-pin. right		blue	white	green	brown	red		grey						
AMP 7-pin. left	yellow	blue	white			red	black	grey						
			1											2/3
ASS3 3-pin.			white											diverse
	1	3	4	2	6	7	5	8	9	16	17		13	
ASS3 17-pin.	yellow	blue	white	green	brown	red	black	grey	brown/ blue	brown/ red	white/red		white/ black	

* The three ground wires may not be electrically connected trailer-laterally.

APPROVAL NUMBERS 12 VOLT

Rear lamps	
Minipoint	E4_10333
MiniLED II	E9_6535
Posipoint IV	E24_6144
	E24_6145
	E24_6146
Agripoint LED	E9_11547
Agripoint Hybrid	E9_11548
Braspoint 98	E9_11417
Braspoint 98 horizontal	E9_11418
	E9_11875
	E9_11874
Braspoint 98 vertical	E9_11419
	E9_11873
	E9_11872
Braspoint 140	E9_11412
	E9_11416
	E9_11876
	E9_11887
Midipoint I	E9_5173
Midipoint II	E20_0472
	E20_0242
	E13_1095
	E13_1094
Multipoint I	E9_5099
Multipoint II	E9_1087
	E9_1071
Multipoint III	E4_10661
Multipoint IV	E4_11030
Multipoint V	E9_5946
Multipoint V LED	E9_5946
MultiLED	E9_1599
	E9_1600
MultiLED II	E23_6110
Eurofab	E9_1211
Earpoint I	E9_1057
Earpoint III	E4_10434
Earpoint IV	E4_13368
Earpoint LED	E24_6111
Roundpoint	E4_61032
	E4_23341
	E4_7780
	E4_7779
Roundpoint II	E9_11515
Roundpoint II LED	E9_11516
Linepoint I	E24_6109
Linepoint II	E9_11442
	E9_11443
	E9_11441
3-Chamber lamp	E9_5520
3-Chamber lamp LED	E9_6556
	E9_1139
	E4_13392
	E9_1490
	E9_5595
Europoint I	E9_5167
	E2_7078
Europoint II	E9_5497
	E13_1787
Europoint III	E9_6984
	E9_6985
Ecopoint with triangle	E9_5266
Ecopoint II	E9_1853
EcoLED II	E9_22480

Position lamps	
Flexipoint I white	E9_5332
Flexipoint LED white	E24_0070
	E24_0027
Flexipoint III white	E4_12287
Sidepoint white	E13_0484
	E13_9592
Squarepoint white with reflector	E4_7720
	E4_3236
Squarepoint white without reflector	E4_7721
Flatpoint II white LED	E9_5499
Posipoint II white LED	E9_5593
Monopoint II white slim LED	E9_5594
Flatpoint II red LED	E9_5499
Flexipoint I red	E9_5332
Flexipoint LED red	E24_0070
	E24_0027
Flexipoint III red	E4_12288
Squarepoint red with reflector	E4_7720
	E4_3236
Squarepoint red without reflector	E4_7721
Posipoint II red LED	E9_5593
Monopoint II red slim LED	E9_5594

Side marker lamps	
Flexipoint I	E9_5332
Flexipoint LED	E24_0005
	E24_0027
Flexipoint III	E4_12289
Squarepoint yellow	E4_7720
	E4_3236
	E4_7721
Sidepoint yellow with reflector	E13_9592
Flatpoint I LED	E24_6094
Flatpoint II LED	E9_5499
Flatpoint III LED	E9_5581

Number plate lamps	
Regpoint	E9_4059
	E9_4127
Regpoint LED	E9_4133
Regpoint II LED	E4_4352
Regpoint small	E20_9944
Regpoint small LED	E9_1983
Number plate pad include 2 x NPL LED	E9_1558

Endoutline marker lamps	
Flexipoint I red / white	E9_5332
Flexipoint LED red / white	E24_0021
Flexipoint II red / white	E4_7774
Flexipoint II LED red / white	E24_0151
Squarepoint red / white	E4_7722
Superpoint II	E9_5315
Superpoint III LED	E9_1469
Superpoint IV LED	E9_6878

Fog lamps	
Fog lamp 140 mm LED	E4_4052
	E9_1490
Fog lamp 140 mm	E9_5520
Fogpoint	E20_0234
Fog - Roundpoint	E4_3989
Roundpoint II	E9_11515
Roundpoint II LED	E9_11516
Linepoint I	E24_6109
Linepoint II	E9_11442
	E9_11443
MiniLED fog-reverse lamp	E9_6531
MiniLED fog lamp	E9_6532
Braspoint 98 horizontal	E9_11418
Braspoint 98 vertical	E9_11419
Braspoint 140	E9_11416

Reverse lamps	
Braspoint 98 horizontal	E9_11418
Braspoint 98 vertical	E9_11419
Braspoint 140	E9_11416
MiniLED II reverse lamp	E9_6530
reverse lamp	E9_4013
reverse lamp LED oval	E9_6989
reverse lamp 140 mm	E9_5520
reverse lamp 140 mm LED	E9_1490
	E9_1139
RFS - Roundpoint	E4_23341
Roundpoint II	E9_11515
Roundpoint II LED	E9_11516
Linepoint I	E24_6109
Linepoint II	E9_11442
	E9_11443
reverse-working lamp	E9_4013
	E9_4014
Workpoint LED 650	E13_12435
Workpoint LED 800	E13_12438
Workpoint LED 1500	E9_1228
Workpoint LED 3000	E9_1393

3rd Stop lamps	
3rd stop lamp „LED“	E9_4075
3rd stop lamp „LED“ self adhesive	E9_1465
3rd stop lamp „LED“ with Registration Plate	E9_4075
Linepoint I	E24_0145

Direction Indicator	
direction indicator - Roundpoint	E4_61032
Roundpoint II	E9_11515
Roundpoint II LED	E9_11516
Linepoint I	E24_6109
Linepoint II	E9_11441
	E9_11443

Interior Lamps	
Inpoint III LED without switch	E9_1439
	E9_1440
Inpoint III LED with switch	E9_1439
	E9_1440
Inpoint III LED with motion sensor	E9_1439
	E9_1440
Interior Lamp LED round	E24_0976
Tubeptoint	E24_2384

12V ATTACHMENT

PART NUMBERS SUMMARY


PART NO	Page	PART NO	Page	PART NO	Page	PART NO	Page	PART NO	Page	PART NO	Page	PART NO	Page
10-0100-537	8	13-3081-014	19	14-2465-417	45	15-5303-017	45	15-5316-707	77	15-5435-017	133	15-5976-017	82
11-2128-194	54	13-3081-014	85	14-4220-007	141	15-5310-007	56	15-5318-007	52	15-5437-017	133	15-5976-017	84
11-2128-194	69	13-3081-014	89	14-4220-107	141	15-5310-007	63	15-5318-007	61	15-5438-017	133	15-5976-017	88
11-2128-194	70	13-3081-014	95	14-4220-207	141	15-5310-007	68	15-5318-007	66	15-5439-017	133	15-5976-017	93
12-1530-004	37	13-3082-014	19	14-4220-507	142	15-5310-007	80	15-5318-007	77	15-5609-107	58	15-5976-017	101
12-1530-004	38	13-3093-507	122	14-4220-557	142	15-5310-107	52	15-5321-007	57	15-5609-107	64	15-5976-017	102
12-1531-004	37	13-3103-007	126	14-4220-607	142	15-5310-107	60	15-5321-007	59	15-5616-504	143	15-5976-017	102
12-1531-004	38	13-3105-007	123	14-4220-657	142	15-5310-107	66	15-5321-007	72	15-5616-507	143	15-5976-017	103
12-1560-001	47	13-3105-017	123	15-0821-507	127	15-5310-107	77	15-5321-107	57	15-5930-007	120	15-5976-017	112
12-1560-141	47	13-3105-107	123	15-0822-507	127	15-5311-007	52	15-5321-107	59	15-5930-007	121	16-6104-017	42
12-1570-001	48	13-3106-007	123	15-4120-017	133	15-5311-007	56	15-5321-107	72	15-5930-007	122	16-6104-017	47
12-1570-101	48	13-3107-007	123	15-5000-007	123	15-5311-007	60	15-5321-207	58	15-5931-007	120	16-6104-017	54
12-1570-204	48	13-3109-017	123	15-5000-007	124	15-5311-007	63	15-5321-207	59	15-5931-007	121	16-6104-017	69
12-1574-204	48	13-3137-007	124	15-5000-017	123	15-5311-007	66	15-5321-207	72	15-5931-007	122	16-6104-017	82
13-0021-007	89	13-3137-097	126	15-5000-017	124	15-5311-007	68	15-5392-017	75	15-5940-007	123	16-6104-017	143
13-0226-034	126	13-3193-507	124	15-5097-507	143	15-5311-007	77	15-5398-067	75	15-5940-007	124	16-6105-017	18
13-0236-004	126	13-3282-007	125	15-5097-517	143	15-5311-007	80	15-5398-507	75	15-5974-007	8	16-6105-017	23
13-0322-281	129	13-3424-024	128	15-5097-527	143	15-5312-007	56	15-5400-007	132	15-5976-017	8	16-6105-017	143
13-0332-281	129	13-5626-941	128	15-5097-607	143	15-5312-007	63	15-5400-557	132	15-5976-017	52	16-6110-017	34
13-0521-044	127	13-5626-951	128	15-5111-007	57	15-5312-007	68	15-5400-607	132	15-5976-017	54	16-6110-017	37
13-0523-044	127	14-0292-057	51	15-5111-007	59	15-5312-007	80	15-5410-007	132	15-5976-017	56	16-6110-017	38
13-0536-044	127	14-0292-057	60	15-5111-007	72	15-5312-107	52	15-5410-017	132	15-5976-017	57	16-6110-017	42
13-0546-044	127	14-0292-057	65	15-5111-207	18	15-5312-107	60	15-5411-007	132	15-5976-017	58	16-6110-017	46
13-0828-034	127	14-0292-057	76	15-5111-207	85	15-5312-107	66	15-5411-017	132	15-5976-017	58	16-6110-017	47
13-0828-034	142	14-0306-007	32	15-5111-207	89	15-5312-107	77	15-5411-047	132	15-5976-017	59	16-6110-017	143
13-0838-054	127	14-0325-007	25	15-5111-207	95	15-5313-007	82	15-5412-007	132	15-5976-017	60	16-6121-017	18
13-0848-034	141	14-0325-007	43	15-5200-007	18	15-5313-007	84	15-5412-017	132	15-5976-017	62	16-6121-017	23
13-1530-004	128	14-0392-057	51	15-5200-007	85	15-5314-007	56	15-5412-047	132	15-5976-017	64	16-6121-017	25
13-1540-004	128	14-0392-057	60	15-5200-007	89	15-5314-007	63	15-5420-007	132	15-5976-017	64	16-6121-017	31
13-1722-001	129	14-0392-057	65	15-5200-007	95	15-5314-007	68	15-5420-017	132	15-5976-017	66	16-6121-017	32
13-1722-001	136	14-0392-057	76	15-5200-017	18	15-5314-007	80	15-5421-007	132	15-5976-017	68	16-6121-017	33
13-1732-001	129	14-0418-307	57	15-5200-017	85	15-5314-107	52	15-5421-017	132	15-5976-017	69	16-6121-017	34
13-1732-001	136	14-0418-307	59	15-5200-017	89	15-5314-107	60	15-5422-007	132	15-5976-017	70	16-6121-017	35
13-3000-007	120	14-0418-307	72	15-5200-017	95	15-5314-107	66	15-5430-007	133	15-5976-017	72	16-6121-017	36
13-3000-017	120	14-1394-057	42	15-5200-027	18	15-5314-107	77	15-5430-017	133	15-5976-017	73	16-6121-017	37
13-3000-057	120	14-2465-417	31	15-5200-027	85	15-5316-007	52	15-5431-007	133	15-5976-017	73	16-6121-017	38
13-3000-107	120	14-2465-417	33	15-5200-027	89	15-5316-007	61	15-5431-017	133	15-5976-017	74	16-6121-017	42
13-3004-007	120	14-2465-417	34	15-5200-027	95	15-5316-007	66	15-5432-007	133	15-5976-017	74	16-6121-017	43
13-3005-007	120	14-2465-417	35	15-5206-007	25	15-5316-007	77	15-5432-017	133	15-5976-017	75	16-6121-017	45
13-3009-007	122	14-2465-417	36	15-5303-007	43	15-5316-707	52	15-5432-047	133	15-5976-017	76	16-6121-017	46
13-3015-007	120	14-2465-417	37	15-5303-007	45	15-5316-707	61	15-5434-017	133	15-5976-017	78	16-6121-017	47
13-3037-007	121	14-2465-417	38	15-5303-017	43	15-5316-707	66	15-5434-157	133	15-5976-017	80	16-6121-017	85

PART NO	Page	PART NO	Page	PART NO	Page	PART NO	Page	PART NO	Page	PART NO	Page	PART NO	Page
16-6121-017	87	16-6605-017	73	17-7945-037	117	18-8487-007	37	21-7502-007	18	24-4201-007	42	24-7200-207	34
16-6121-017	88	16-6605-017	74	17-7945-047	117	18-8487-007	38	21-7505-007	18	24-4205-007	42	24-7200-307	34
16-6121-017	89	16-6605-017	76	18-8136-007	42	18-8528-002	49	21-8004-007	105	24-4207-007	42	24-7200-507	34
16-6121-017	93	16-6605-017	78	18-8136-007	82	18-8529-002	49	21-8004-027	105	24-4251-007	42	24-7210-007	34
16-6121-017	94	16-6605-017	80	18-8151-007	55	18-8560-002	47	21-8004-037	105	24-4255-007	42	24-7210-167	34
16-6121-017	95	16-6605-017	143	18-8152-007	55	18-8570-001	48	21-8004-057	105	24-4257-007	42	24-7225-007	34
16-6121-017	97	17-7200-007	8	18-8153-007	62	18-8570-101	48	21-8004-067	105	24-4700-007	43	24-7490-007	39
16-6121-017	103	17-7200-007	115	18-8156-007	68	18-8580-007	46	21-8004-087	105	24-4700-507	43	24-7491-007	39
16-6121-017	143	17-7200-057	8	18-8157-007	80	18-8630-104	73	21-8007-107	105	24-4710-007	43	24-7492-007	39
16-6121-107	34	17-7200-057	115	18-8165-007	60	18-8766-007	88	21-8007-117	105	24-4750-007	45	24-7590-007	39
16-6121-107	37	17-7200-067	8	18-8165-017	65	18-8780-107	23	21-8007-127	105	24-4755-007	45	24-7591-007	39
16-6121-107	38	17-7200-067	115	18-8165-027	51	18-8780-107	87	21-8007-137	105	24-4760-007	45	24-7592-007	39
16-6121-107	47	17-7200-077	8	18-8165-037	76	18-8880-107	23	21-8500-007	67	24-4800-007	43	24-8000-007	35
16-6121-107	143	17-7200-077	115	18-8185-007	67	18-8880-107	94	21-8500-017	53	24-4800-507	43	24-8060-007	35
16-6122-017	18	17-7213-257	115	18-8185-017	53	21-2200-024	70	21-8500-027	61	24-4810-007	43	24-8070-007	35
16-6122-017	31	17-7223-017	115	18-8185-027	61	21-2200-034	70	21-8524-007	79	24-4851-007	45	24-8077-007	35
16-6122-017	32	17-7223-027	115	18-8300-007	25	21-2200-044	70	21-8524-027	79	24-4855-007	45	24-8200-007	35
16-6122-017	33	17-7225-107	115	18-8382-107	23	21-2201-024	70	21-8524-037	79	24-4861-007	45	24-8200-507	35
16-6122-017	34	17-7225-127	115	18-8430-007	32	21-2201-034	70	23-0200-007	25	24-4862-007	45	24-8210-007	35
16-6122-017	35	17-7232-007	115	18-8432-107	32	21-2410-017	72	23-0200-507	25	24-5000-007	33	24-8260-007	35
16-6122-017	36	17-7232-017	115	18-8440-007	42	21-2800-004	69	23-0300-007	25	24-5000-037	33	24-8262-007	35
16-6122-017	37	17-7400-007	115	18-8440-057	42	21-2800-024	69	23-0300-037	25	24-5000-157	33	24-8271-007	35
16-6122-017	38	17-7400-017	115	18-8442-007	42	21-2800-044	69	23-0300-507	25	24-5005-007	33	24-8277-007	35
16-6122-017	43	17-7400-027	115	18-8442-107	42	21-2801-014	69	23-4000-007	30	24-5200-007	33	24-8400-007	36
16-6122-017	143	17-7500-007	116	18-8447-007	43	21-4700-007	78	23-4000-037	30	24-5200-157	33	24-8400-507	36
16-6605-017	25	17-7500-017	116	18-8447-107	43	21-4700-107	78	23-4000-507	30	24-5205-007	33	24-8500-007	37
16-6605-017	31	17-7500-027	116	18-8447-507	45	21-5000-024	54	23-4000-537	30	24-5210-007	33	24-8500-157	37
16-6605-017	32	17-7502-007	116	18-8448-007	43	21-5000-064	54	23-4004-007	30	24-5210-167	33	24-8504-007	38
16-6605-017	33	17-7502-017	116	18-8448-107	43	21-5000-074	54	23-4004-037	30	24-6000-007	31	24-8510-007	37
16-6605-017	34	17-7600-007	116										

PART NUMBERS SUMMARY

PART NO	Page	PART NO	Page	PART NO	Page	PART NO	Page	PART NO	Page	PART NO	Page	PART NO	Page
25-2800-017	49	28-6810-007	93	31-3309-027	84	31-6369-057	78	31-8920-007	21	33-9200-307	29	35-0204-127	41
25-2800-537	49	28-7500-007	18	31-3309-037	84	31-6369-067	78	31-9220-007	21	33-9200-507	28	35-0204-137	41
25-2900-017	49	28-7500-007	95	31-3309-047	84	31-6369-077	78	31-9221-007	21	33-9200-517	28	35-0204-147	41
25-2900-537	49	28-8001-517	23	31-3309-057	84	31-6409-007	59	31-9221-007	86	33-9200-707	29	35-0301-007	44
25-4120-007	50	28-8001-517	94	31-3409-007	81	31-6509-007	51	31-9230-007	22	33-9200-717	29	35-0301-017	44
25-4120-017	50	28-8400-717	24	31-3409-017	81	31-6509-027	51	31-9231-007	22	35-0201-007	40	35-0301-027	44
25-4120-027	50	28-8400-717	94	31-3409-107	81	31-6509-047	76	31-9231-007	86	35-0201-017	40	35-0302-007	44
25-4120-037	50	28-9050-007	97	31-3409-117	81	31-6509-067	60	31-9231-207	22	35-0201-027	40	35-0302-017	44
25-4120-047	50	28-9150-007	97	31-3609-007	81	31-6509-127	65	31-9231-207	86	35-0201-037	40	35-0302-027	44
25-4120-057	50	28-9160-007	97	31-3609-017	81	31-6569-017	65	31-9231-217	22	35-0201-047	40	36-1209-017	74
25-4120-067	50	29-8200-007	103	31-3709-017	81	31-6569-037	51	31-9231-217	86	35-0202-007	40	36-1209-027	74
25-4121-007	50	29-8410-107	103	31-3769-007	81	31-6569-077	51	32-7200-007	26	35-0202-017	40	36-1209-707	74
25-4121-017	50	31-2219-007	70	31-3769-017	81	31-6569-127	51	32-7200-007	91	35-0202-027	40	36-3209-017	73
25-4121-027	50	31-2219-017	70	31-3809-007	81	31-6569-197	51	32-7207-007	26	35-0202-037	40	36-3209-027	73
25-4121-037	50	31-2219-027	70	31-3809-017	81	31-6569-287	51	32-7207-007	91	35-0202-047	40	36-3209-147	73
25-4121-047	50	31-2269-007	70	31-4709-007	78	31-6569-307	65	32-7344-017	27	35-0203-007	40	36-3509-007	73
25-4121-057	50	31-2309-027	71	31-4709-027	78	31-6569-377	76	32-7600-007	20	35-0203-017	40	36-3769-007	75
25-4121-067	50	31-2309-037	71	31-4709-037	78	31-6569-387	65	32-7600-707	20	35-0203-027	40	36-3769-017	75
25-6000-537	47	31-2369-087	71	31-5069-007	54	31-6569-537	51	33-7200-007	26	35-0203-037	40	36-3769-017	102
25-6011-527	47	31-2369-017	71	31-5069-017	54	31-6569-547	51	33-7200-017	26	35-0203-047	40	36-3809-007	74
25-6400-537	47	31-2369-027	71	31-5209-007	55	31-6569-557	60	33-7207-047	26	35-0203-057	41	36-3809-017	74
25-6411-527	47	31-2369-037	71	31-5209-017	55	31-6569-627	76	33-7207-057	26	35-0203-067	41	36-3869-007	74
25-7000-537	48	31-2369-047	71	31-5209-027	55	31-6569-707	76	33-7207-507	26	35-0203-077	41	37-0003-107	88
25-7020-537	48	31-2369-057	71	31-5269-017	55	31-6569-717	76	33-7207-517	26	35-0203-087	41	37-6603-037	88
25-7400-537	48	31-2369-067	71	31-5269-027	55	31-6709-007	58	33-7344-017	27	35-0203-097	41	37-6609-007	88
25-7420-537	48	31-2819-007	69	31-5269-047	55	31-6809-007	64	33-7344-027	27	35-0203-107	41	37-7200-007	26
25-8100-007	46	31-2869-007	69	31-5309-007	62	31-6909-007	57	33-8100-007	28	35-0203-117	41	37-7200-007	91
25-8100-167	46	31-2869-017	69	31-5709-007	80	31-6909-017	57	33-8100-007	92	35-0203-127	41	37-7207-007	26
25-8100-207	46	31-3109-007	82	31-6309-007	53	31-6909-067	57	33-8100-107	28	35-0203-137	41	37-7207-007	91
25-8300-007	46	31-3109-017	82	31-6309-017	53	31-6969-007	57	33-8100-107	92	35-0203-147	41	37-7600-007	20
25-8300-167	46	31-3109-047	82	31-6309-027	78	31-7109-007	57	33-8100-207	29	35-0204-007	40	37-7600-007	90
25-8300-207	46	31-3109-057	82	31-6309-037	78	31-7109-017	58	33-8100-207	92	35-0204-017	40	37-7600-707	20
26-1200-007	74	31-3109-067	83	31-6309-047	67	31-7209-007	64	33-8100-507	28	35-0204-027	40	37-7600-707	90
27-6600-017	88	31-3109-077	83	31-6309-057	67	31-7209-017	64	33-8100-507	92	35-0204-037	40	37-9220-007	21
27-6610-017	88	31-3109-087	83	31-6309-067	61	31-7600-007	20	33-8100-607	28	35-0204-047	40	37-9220-007	90
27-6610-027	88	31-3109-097	83	31-6309-077	53	31-7600-007	86	33-8100-607	92	35-0204-057	41	37-9230-007	22
27-7500-007	18	31-3109-107	83	31-6309-087	53	31-7600-707	20	33-8100-707	29	35-0204-067	41	37-9230-007	90
27-7500-007	89	31-3109-117	83	31-6369-007	53	31-7600-707	86	33-8100-707	92	35-0204-077	41	38-6809-107	92
27-8000-517	23	31-3109-127	83	31-6369-017	53	31-8700-007	102	33-8914-007	21	35-0204-087	41	38-7200-007	26
27-8000-517	87	31-3109-137	83	31-6369-027	53	31-8709-007	102	33-8914-017	21	35-0204-097	41	38-7200-007	91
27-8400-717	24	31-3309-007	84	31-6369-037	53	31-8909-007	101	33-9200-007	28	35-0204-107	41	38-7207-007	26
27-8400-717	87	31-3309-017	84	31-6369-047	78	31-8919-007	101	33-9200-207	29	35-0204-117	41	38-7207-007	91

38-7600-007	20	52-0091-017	113	66-1564-007	85	75-0323-007	139
38-7600-007	96	52-0233-007	114	66-1564-007	89	75-0350-007	139
38-7600-707	20	52-2717-007	137	66-1564-007	95	75-0351-007	139
38-7600-707	96	52-5180-017	113	66-5030-007	101	75-0352-007	139
38-8200-007	93	58-1022-037	108	66-5030-007	102	75-0353-007	139
38-8220-007	99	58-1022-047	108	66-5031-007	89	75-0354-007	139
38-8221-007	99	58-1022-087	108	66-5031-007	93	75-0355-007	139
38-8221-107	99	58-1022-137	108	66-5041-007	23	76-5132-007	136
38-9220-007	21	58-1022-287	108	66-5041-007	24	76-5132-007	137
38-9220-007	96	58-1022-677	108	66-5041-007	87	76-9008-007	140
38-9230-007	22	58-1022-787	108	66-5041-007	87	76-9009-007	140
38-9230-007	96	58-1093-057	108	66-5041-007	94	76-9035-007	140
38-9231-007	22	58-1093-067	108	66-5041-007	94	76-9035-017	140
38-9231-007	96	58-1098-107	109	68-2488-017	39	77-9011-007	142
39-6400-017	98	58-1098-137	109	68-2488-017	47	80-1700-002	100
39-6800-017	98	58-1133-017	108	68-2489-017	39	80-3201-002	100
39-6801-007	98	58-2008-017	109	68-2489-017	47	81-3400-031	100
39-8209-007	103	58-2008-027	109	68-2495-007	39	81-3500-011	100
39-8209-047	103	58-2008-057	109	68-2495-007	47		
39-8209-067	103	58-2008-077	109	68-2496-007	39		
39-8209-097	103	58-2008-407	109	68-2496-007	47		
39-8409-007	103	58-2040-017	109	68-4899-007	137		
39-8900-007	104	58-2040-257	109	68-4899-017	137		
39-8900-057	104	58-2040-517	109	68-5500-007	112		
39-8900-107	104	58-2040-527	109	68-5500-017	112		
39-8900-157	104	58-2040-537	109	68-5500-027	112		
39-8900-207	104	58-2063-007	111	68-5500-037	112		
39-8900-257	104	58-2063-017	111	68-5500-047	112		
39-8900-307	104	58-2063-027	111	68-5500-077	112		
39-8900-357	104	58-2071-027	110	68-5500-117	112		
39-8900-407	104	58-2071-037	110	68-5500-127	112		
50-2100-007	125	58-2071-107	110	68-5500-137	112		
50-4280-007	125	58-2071-117	110	71-9442-417	111		
51-0050-007	112	58-2078-007	110	71-9443-607	111		
51-0050-387	112	58-9504-007	111	75-0314-007	139		
51-0052-007	112	65-6502-017	26	75-0315-007	139		
51-0056-017	112	65-6502-017	91	75-0317-007	139		
51-0150-007	113	66-1563-007	19	75-0318-007	139		
51-0150-017	113	66-1563-007	85	75-0319-007	139		
51-0150-117	113	66-1563-007	89	75-0320-007	139		
51-0233-007	114	66-1563-007	95	75-0321-007	139		
52-0091-007	113	66-1564-007	19	75-0322-007	139		



THE ART OF LIGHTS

Aspöck Systems GmbH

Enzing 4 | 4722 Peuerbach | AUSTRIA

Phone.: +43 72 76 / 26 70-0 | Fax: DW 1199

E-Mail: office@aspoeck.com | www.aspoeck.com



Part N. 10-0360-107
ASP_12V_E_012019
Printing errors, technical changes
as well as picture changes reserved.
© Aspöck Systems GmbH

UNITED KINGDOM, EIRE

Aspöck UK Ltd.

Unit 19, Stansted Distribution Centre
Great Hallingbury
Bishops Stortford, Herts
GB-CM22 7DG
Tel.: +44 1279 655 220
Fax: +44 1279 505 869
E-Mail: sales@aspoeck.co.uk
www.aspoeck.co.uk

FRANCE, ALGERIA, MOROCCO, TUNISIA

Aspöck France S.A.S.

ZAC Bel Air
260 Rue des Vergers
F-69480 Pommiers
Tel.: +33 437 5508 65
Fax: +33 437 5508 97
E-Mail: office@aspoeck.fr
www.aspoeck.com

SPAIN, PORTUGAL

Aspöck Iberica

Via Sergia, 32 Nave N° 2
Poligono Industrial
"Les Hortes del Cami Ral"
E-08302 Mataro (Barcelona)
Tel.: +34 937 598 039
Fax: +34 937 501 033
E-Mail: aspock@aspock.com
www.aspock.com

SWEDEN, FINLAND, NORWAY, DENMARK, ESTONIA

Aspöck Norden AB

Birger Svenssons väg 16E
SE-432 40 Varberg
Tel.: +46 340 483 870
Fax: +46 340 483 879
E-Mail: order@aspoeck-norden.se
www.aspoeck.com

ITALY

PAGG Aspöck srl

Via Legnano, 8
I-20835 Muggiò (MB)
Tel.: +39 039 278 5255
Fax: +39 039 278 9582
E-Mail: info@aspoeck.it

BRAZIL

Aspock do Brasil Ltda.

Estrada RS 122 km 88,5 S/N
Bairro São Gotardo
Flores da Cunha-RS
CEP 95270-000
Tel.: +55 54 3039-5400
E-Mail: contato@aspock.com.br
www.aspock.com

POLAND, LITHUANIA, LATVIA, UKRAINE

Aspöck Systems Polska Sp.z.o.o.

ul. Byczyńska 10
46-320 Praszka
Tel.: +48 34 3430 600
Fax: +48 34 3430 609
E-Mail: office.poland@aspoeck.com
www.aspoeck.com

TURKEY, MIDDLE EAST

Aspöck Aydınlatma Sist. Tic. Ltd. Şti.

Feneryolu Mah. Yıldırım Sok.
No 20/B 34724
Kadıköy / İstanbul
Turkey
Tel.: +90 216 510 54 00
E-Mail: infoturkey@aspoeck.com
www.aspock.com

GERMANY

Suer GmbH & Co KG

Handelsstraße 5
D-42929 Wermelskirchen
Tel.: +49 2196 946 0
Fax: +49 2196 946 100
E-Mail: info@suer.de

GERMANY

Hofmeister & Meincke

Carsten-Dressler-Straße 6
D-28279 Bremen
Tel.: +49 421 8405 296
Fax: +49 421 8405 201
E-Mail: bremen@hofmei.de

AUSTRIA, HUNGARY, CROATIA, CZECH REPUBLIC,

Ing. A. F. Baeder Ges.m.b.H.

Kolpingstraße 13
A-1230 Wien
Tel.: +43 1 865 16 40
Fax: +43 1 869 22 12
E-Mail: sales@baeder-automotive.com

AUSTRIA (ONLY 12V)

Knott Handelsges.m.b.H.

Rennweg 79-81
A-1030 Wien
Tel.: +43 1 714 22 22
Fax: +43 1 714 22 33
E-Mail: info@knott.at

SWITZERLAND

AGL AG für Lastwagenzubehöre

Müslistrasse 43
CH-8957 Spreitenbach
Tel.: +41 41 348 04 80
Fax: +41 41 340 31 79
E-Mail: info@agl.ch

NETHERLAND, BELGIUM,

Frits Dijk International

Collse Heide 64
NL-5674 VN Nuenen
Tel.: +31 40 2831815
Fax: +31 40 2838717
E-Mail: info@fritsdijk.nl

SERBIA, ROMANIA, BULGARIA, SLOVAKIA

Ing. A. F. Baeder Ges.m.b.H.

Kolpingstraße 13
A-1230 Wien
Tel.: +43 1 865 16 40
Fax: +43 1 869 22 12
E-Mail: sales@baeder-automotive.com

MONTENEGRO, SLOVENIA, BOSNIA AND HERZEGOVINA

Ing. A. F. Baeder Ges.m.b.H.

Kolpingstraße 13
A-1230 Wien
Tel.: +43 1 865 16 40
Fax: +43 1 869 22 12
E-Mail: sales@baeder-automotive.com

ISRAEL

M.N. Systems

4 Beith Harishonim st
P.O.B 12186
Industrial Park Emek Hefer 38777, Israel
Tel.: +97 24 6220 111
Fax: +97 24 6220 808
E-Mail: info@mnsys.co.il

EAST ASIA

JM Company

312-15, Jaedurumi-gil
Paju-si, Gyeonggi-do
10863, S. Korea
Tel.: +82 31 944 7670
Fax: +82 31 947 7671

RUSSIA, KYRGYZSTAN, MONGOLIA, BELARUS, KAZAKHSTAN

STAT Ltd

141580, Moscow region,
Solnechnogorsky district,
Dubrovki village, Aeroportovskaya str.,
bldg.2, Sherland BC
Tel.: +7 (495) 739-03-47
email: info@stat-parts.ru
www.stat-parts.ru