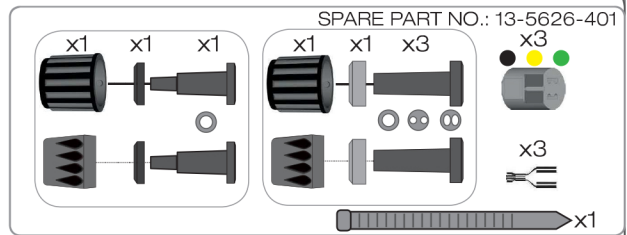


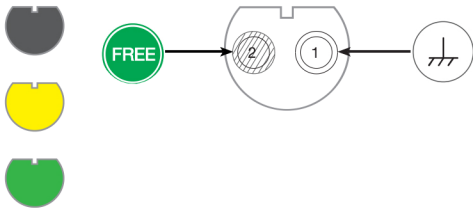
ASS1, ASS2 2 pin female

Mounting instruction ASS1, ASS2 2 pin female

ASS1,
ASS2
2 pin



ASS1,
ASS2
2 pin



1. Insert the cable into the cap.
2. Push the cap onto the cable.
3. Push the cap onto the cable.
4. Push the cap onto the cable. Dimensions: 35mm, 5mm.
5. Push the cap onto the cable. A green checkmark indicates successful completion.



Imax=25A

ASS 1 ASS 2



Imax=25A

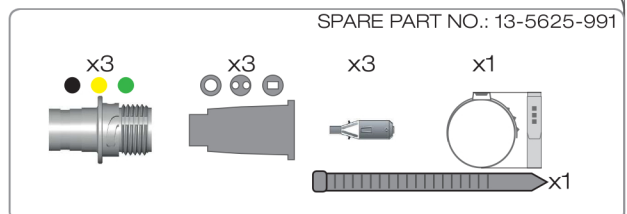
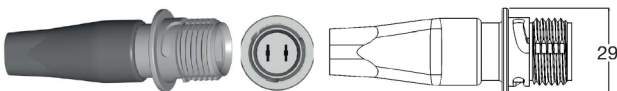
ASS 1 ASS 2



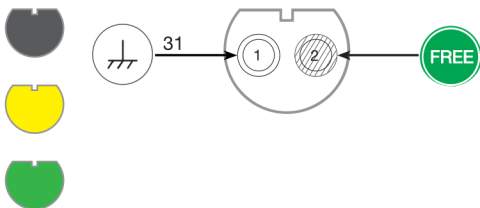
ASS1, ASS2 2 pin male

Mounting instruction ASS1, ASS2 2 pin male

ASS1,
ASS2
2 pin



ASS1,
ASS2
2 pin



1. Insert the cable into the cap.
2. Push the cap onto the cable.
3. Push the cap onto the cable. Dimensions: 35mm, 5mm.
4. Push the cap onto the cable. A green checkmark indicates successful completion.
5. Push the cap onto the cable. A green checkmark indicates successful completion.



Imax=25A

ASS 1 ASS 2



Imax=25A

ASS 1 ASS 2

